

# Coding High Quality Digital Audio

**J. ROBERT STUART**

*Meridian Audio Ltd, Stonehill, Stukeley Meadows, Huntingdon, PE18 6ED, United Kingdom*

The author has led the campaign mounted by *Acoustic Renaissance for Audio* of which he is Chairman. The ARA has made consistent arguments for higher standards of audio recording quality on the next major format (which should be DVD Audio). This article is an adaptation of material that the author has presented during this campaign. It summarises some of the important issues we face in deciding how to code audio for the next generation of archive and distribution.

## INTRODUCTION

A Compact Disc (CD) carries its audio message through time and space. In that respect the current CD is a direct successor to analogue carriers like the phonograph and cassette.

In every generation we capture great performances and aim to make them available to a wide audience. So, a recording system is also judged by the quality of its archive. When it comes to distributing the recording at any point in time, it is the audio properties of the channels in the distribution carrier that normally determine the delivered sound quality.

Of course, CD was the first widespread carrier to use digital coding, and as we stand now on the brink of standardising new carriers related to DVD, it is worth while looking at some of the mistakes that were made in the past as well as the opportunities on offer.

Audio starts as a vibration in air and we perceive it through a hearing mechanism that is not exclusively analogue in operation. Since, at any sensible scale, the audio vibrations can be considered an analogue signal, there has been considerable debate over why what starts and ends as an analogue air-pressure signal should be stored digitally. The overwhelming reason to store and transmit information in the digital domain is that it can be transmitted without loss or the introduction of interference. It can even (as we will see later) be manipulated in a way that avoids many of the distortions introduced by analogue processing methods. This somewhat obvious point is often overlooked. Analogue storage or transmission methods always introduce distortion and noise that can not be removed, and also threaten the time structure of the sounds through wow or flutter effects.

Digital audio has progressed on this basis, and on the assumption that we can convert transparently from analogue to digital and back again. There are a number of experiments that have demonstrated this possibility to varying degrees, but it has also become fairly well understood that badly executed digital audio can introduce distinctive problems of its own.

Different listeners bring different prejudices. For the author, digital audio was a welcome development because it avoided the particularly unpleasant damage to music caused by pitch variation and high background noise.

CD was the first carrier to really bring digital audio into the home, and its development has taught us a lot.

As digital audio has progressed, we have also evolved the capability to record and play back with resolution that exceeds that of Red Book CD<sup>1</sup> and current studio practise recognises this Red Book channel as a ‘bottleneck’. High-quality recordings are routinely made and edited using equipment whose performance potential is considerably higher than CD. Figure 1 illustrates this conceptually, while figure 2 illustrates how resolution (in this case indicated by word-size) typically varies through a quality audio chain.

Along the way, some interesting ideas have been proposed to try to maximise the human-auditory potential of CD. One idea is noise-shaping. Noise-shaping was first proposed by Michael Gerzon and Peter Craven in 1989 [11] and successfully embodied in Meridian’s 618, 518 [12, 22] and also in Sony’s Super Bit Mapping [3]. This technique has been used on maybe a few thousand titles – but these include some of the very finest sounding CDs available today. Other proposals were interesting, but didn’t get off the ground – like subtractive dither and schemes to add bandwidth or channels to CDs [4, 14, 19,].

The author has felt strongly for some time, that we are on the threshold of the most fantastic opportunity in audio. It comes from two directions. First, psychoacoustic theory and audio engineering may have progressed to the point where we know how to define a recording system that can be truly transparent as far as the human listener is concerned. Second, we will soon see the evolution of a high-density audio format, related to DVD, that has, if it is used wisely, the data capacity to achieve this goal.

## MEASURES OF AUDIO

The author is firmly convinced that the next audio distribution format should be capable of delivering every sound to which a human can respond. To achieve this requires:

- sufficient linearity, i.e. low enough distortion
- sufficient dynamic range, i.e. low enough noise
- sufficient frequency range
- sufficient channels to convey 3-D sound
- sufficient temporal accuracy (wow, flutter, jitter)

In its Proposal [1], the ARA suggested that a carrier intended to convey everything humans can hear requires:

1. Dimensionality: full spherical reproduction (including height)
2. Frequency range: from DC to 26kHz *in air* – and the in air qualification matters
3. Dynamic range: inaudible to 120dB spl

Before we get deeper into these questions, we need to make a small diversion.

## DIGITAL AUDIO GATEWAYS

Even among audio engineers, there has been considerable misunderstanding about digital audio, about the sampling theory, and about how PCM works at the functional level. Some of these misunderstandings persist even today. Top of the list of *erroneous* assertions are:

- i. PCM cannot resolve detail smaller than the LSB (least-significant bit).
- ii. PCM cannot resolve time more accurately than the sampling period.

Let’s take (i) first. What is suggested is that because (for example) a 16 bit system defines 64K steps, that the smallest signal that can be ‘seen’ is 1/64K or about –96dB. Signals dropping off because they

---

1 The Red Book referred to is the Philips/Sony standard document on CD Digital Audio. The Red Book CD conveys two channels of 16-bit linear PCM sampled at 44.1kHz.

are smaller than the smallest step or Least Significant Bit (LSB) is a process we call truncation. Now – you *can* arrange for a PCM channel to truncate data below the LSB – but no engineer worth his salt has worked like that for over ten years. One of the great discoveries in PCM was that, by adding a small random noise (that we call dither) the truncation effect can disappear. Even more important was the realisation that there is a *right* sort of random noise to add, and that when the right dither is used [27], the resolution of the digital system becomes *infinite*. What results from a sensible digitisation or digital operation then is not signal plus a highly-correlated truncation distortion, but the signal and a benign low level hiss. In practical terms, the resolution is limited by our ability to *resolve* sounds in noise. Just to reinforce this, we have no problem measuring (and hearing) signals of –110dB in a well-designed 16-bit channel.

Regarding temporal accuracy, (ii), if the signal is processed incorrectly (i.e. truncated) it is true that the time resolution is limited to the sampling period *divided by* the number of digital levels<sup>2</sup>. However, when the correct dither is used the time resolution also becomes effectively infinite.

So, we have established the core point, that wherever audio is digitised (like in an analogue–digital converter) or re-digitised (as in a filter or other DSP process) there is a right way and a wrong way to do it. Neglect of the quantisation effects will lead to highly-audible distortion (as we will see later). However – and this is perhaps the most fundamental point of all – if the quantisation is performed using the right dither, then the only consequence of the digitisation is effectively the addition of a white, uncorrelated, benign, random noise floor. The level of the noise depends on the number of the bits in the channel – and that is that!

## LINEARITY

The previous section highlighted a point that needs reinforcing. Linear uniform PCM channels do not introduce distortion if suitable dither is applied at every stage where the audio is processed (i.e. modified rather than transmitted). It is possible to digitise and then process a signal without introducing anything that we would commonly refer to or hear as a distortion.

This is not saying of course that all digital systems are distortion free, nor that all equipment has been correctly designed – had it been there would be much less discussion about ‘analogue-vs-digital’!

The important point is that because it *can* be done perfectly, then we should assume in designing a new carrier that it *has been* – rather than make allowance for needless bad practice.

The reason for this preamble is that, as we shall see soon, truncation-type distortions are of high order (rather like crossover distortion) and so are highly audible. Whereas, the addition of a low-level of uncorrelated random noise – which is the consequence of a good digital process – does not have perceptual consequences of non-linearity.

Now, linearity, or lack of distortion is vital in audio systems. However these days, in a well-designed system, the significant non-linearities (distortions) should only arise in the transducers and analogue electronics, rather than in the PCM channel.

Let us just take another short diversion into the question of how much distortion we can hear. It is well established that the amount of distortion we can hear depends on the ‘order’ – whether it is 2nd, 3rd harmonic etc, and, because the human hearing system itself is quite non-linear, on how loud the main sound is.

Many of the examples in this article are evaluated using a computer model of auditory detection that the author has developed over the years. [23, 26]

This auditory model includes a step that calculates internal ‘beats’ or distortion products in the hearing system. Fig. 3 hints at the potential of such a tool, and shows a contour map estimating existence

---

<sup>2</sup> e.g. in CD that is represented by the reciprocal of 44100 \* 64K

regions for detectability of pure second-harmonic distortion in mono presentation. The figure shows that at low loudness one's ability to hear an added octave component is controlled by the absolute hearing threshold. Maximum acuity occurs in the medium ground corresponding to about 60dB spl. At this level the maximum acuity is estimated around 1–2kHz where a 0.1% second-harmonic addition just reaches threshold. As spl is increased, the broadening of the cochlear filters and internal distortion reduce acuity.

Systems that introduce harmonic distortions also create intermodulation. Fig. 4 gives an illustration of predicted detectability of intermodulation distortion – in this case of a first-order difference tone resulting from non-linear processing. The bottom axis is the frequency difference between one tone fixed at 10kHz and an equal-sized tone at higher-frequency. As with the harmonic example, we see that as the combination level is raised from 20dB spl there is a rapid rise in acuity, with a maximum sensitivity around 60dB spl.

These examples provide a intriguing, thorough and complex guide to the age-old question: “how much distortion can be heard?”.

## PRECISION AND DYNAMIC RANGE

Distortions can be introduced at analogue–digital–analogue gateways, or in analogue peripherals. However, in a uniformly sampled, uniformly quantised digital channel, the bits maintain a precise 2:1 magnitude, and the potential for introducing distortion arises in:

- Non-trivial signal processing, including filtering and level changes
- Word-length truncation or rounding

The non-linear quantisation distortion that results from truncation or rounding can be avoided completely by using appropriate dither at each non-trivial process.

Let us look at the distortion introduced by basic quantisation a bit closer. Fig. 5 shows measurements of the level-dependent distortion produced in an undithered quantiser. The original signal (a 1kHz sine-wave) is attenuated in steps to show the effect of a fade when the output of an undithered 16-bit quantiser is measured in the frequency domain. The graphs show that at high levels the quantisation error is noise-like, whereas at low levels it is highly structured. It would be hard to imagine that the structured distortion produced by truncation would not be audible.

On the other hand, a dithered quantisation introduces uncorrelated noise. Figure 6 shows the FFT measurements of a –90dBFS 1kHz signal subjected to 16-bit quantisation with and without dither. In each case the 1kHz signal appears at about the same level. With dithered quantisation, a smooth noise spectrum represents the benign-sounding ‘error’ in the operation. Without dither, we can see that the resulting signal is very rich in unwanted odd-harmonic components; the resulting total-harmonic distortion is 27%.

Broadly speaking, truncated, rounded or dithered quantisations introduce ‘errors’ of similar total power. This article therefore often focuses on good practice, and considers *dynamic range and precision together*. In a correctly engineered digital channel, the consequence of each quantisation (word-length reduction or filtering, for example) is the successive addition of benign noise.

Figure 7 once again uses auditory modelling to highlight important ideas. Here the base noise level is shown for 44.1kHz sampling in 16, 18 and 20-bit channels. The noise is shown, however, not in terms of spectral density (–137dBFS/√Hz with 16 bits) but in terms of *human-audible significance*. The effect of the noise rises with frequency because of the effective filters in the human ear. This transform is described in detail in [23].

The significance of the noise is plotted against an spl reference which assumes that the acoustic gain at replay will allow a *full-scale* signal to reach 120dB spl (a probable worst case). The average hearing threshold is also shown. Wherever the noise curve is above the threshold, it will be possible for the

channel noise to be detected. The degree and frequency range of the above-threshold spectrum indicates how it will sound. In the 16-bit example, then, the component of noise between 700Hz and 13kHz should be audible, whereas audibility is predicted between 2kHz and 6kHz in the 18-bit example. This graph also suggests that for delivery, a 20-bit channel should have adequate dynamic range.

## **DISTRIBUTION FORMATS**

In the ‘Carrier’ block of figure 1, the signal is in the distribution format. Normally a distribution channel - like a Radio or TV channel, or a CD, has a limited (and fixed) rate of data delivery. Since the cost of computer data storage has been falling so fast, there is a temptation these days to regard data rates and quantity as relatively free goods, and subject to the digital audio equivalent of Moore’s Law.

This supposition might imply that the safest way to design a high-resolution recording system or carrier is to use considerably more data to represent the sound than prevailing psychoacoustic theory would suggest. This is a naïve view: consider these core points:

1. The quality of an audio chain reflects its ability to attain resolution through its ‘degree’ of transparency.
2. Any loss of quality will be due to an error introduced. The error may be any failure in linearity, dynamic range, frequency range, energy storage or time structure.

We would like to approach transparency in each of the measures of audio given earlier. Obviously, we could ensure transparency by over-engineering each aspect (assuming that we know how to), but this will increase the data rate of the audio description in the channel.

Given that every distribution channel has a bit-budget, the designer is more likely to fall into the trap of choosing, for whatever reason, to oversatisfy one of the requirements in an unbalanced solution. In the context proposed by the ARA [1], this could easily be done by, for example, providing excessive bandwidth or precision. Neither choice is inherently wrong, but in the real worlds of storage or distribution either is likely to reduce the number of channels available for three-dimensional representation. Here we could argue that replacing CD quality with 2-channel transparency, without considering the benefits of multichannel, would be a flawed choice for most listeners.

The ARA list suggests that it is sufficient to deliver an audio bandwidth of 26kHz, and also that precision of at least 20 bits should be used for well-implemented linear PCM channels. Beyond this point, it was felt that further benefits would not accrue until the sound delivered had, by whatever means, been rendered fully 3-D.

Having decided what we need in the distribution channel, the question arises of what coding to use. Figure 8 shows the simplest possible channel design, in which all the data contained in the original appear on the disc. This is how very early CDs – and some audiophile specials were made. Figure 9 shows a more normal arrangement: for whatever reason, the original master requires editing, a process that takes place in a Digital Signal Processor whose word size exceeds that of the original. Here, and in Figure 2 we show examples where a reduction in word length is necessary for transmission.

Sticking with the acoustic gain of 120dB spl, Figure 10 shows the working region for CD. The notable features are a uniform full-scale signal ability and a smooth – but audible – noise floor. Because the noise-floor of a 16-bit channel can be audible, then in principle, quantisation distortions are also audible. By way of comparison, I have included figures 11 and 12, which show the working region for FM radio and vinyl LP. These earlier analogue carriers do not have uniform full-scale ability, and suffer from substantially higher noise.

## **REAL-WORLD CD CHANNELS**

Let us go back to the earlier example of the incorrectly digitised –90dBFS 1kHz tone and the resulting distortion components. Figure 13 shows the modelled auditory significance of the measurement given in

figure 6. Once again, (and in all subsequent figures), the acoustic gain is set so as to permit a full-scale signal to generate 120dBspl at the listening position.

This plot is quite telling: it predicts, for example, that the harmonics generated by the undithered quantisation will be significantly detectable right up to 15kHz. The excitation curve shows that the distortion cannot be masked by the tone. It should also be noted that the harmonic at 5kHz is nearly 30dB above threshold. This implies that there may be circumstances in which the error can be detected with relatively conservative acoustic gains (lower volume settings).

Single undithered truncations at the 16-bit level are regrettably all too common in practice. Not only do inadvertent truncations arise in the hardware filters of very many converters, but the editing and mastering processes often include level shifts, mixing events or DC filtering processes that have not been dithered correctly. There have therefore been reasonable grounds to criticise the sound of some digital recordings – even though (as laboured earlier) this particular defect can be avoided by combining good engineering with good practice.

Figure 14 represents the audible significance of a channel in which a correctly dithered quantisation (perhaps in a word-length reduction from 20 to 16 bits) is followed by a minor undithered process, in this case a 0.5dB attenuation. This figure shows how just one undithered process can degrade a correctly converted signal. Once again it is predicted that detection of a raised and granular noise floor is highly probable.

Figure 15 shows how this effect could operate in practice. The upper curve represents the audible significance of the same –90dBFS tone with all the errors introduced by an original ‘correct’ 16-bit quantisation followed by four undithered signal-processing operations. Four operations may seem like a lot, but this figure actually illustrates a common case in which everyday analogue-to-digital and digital-to-analogue converters are used. (As has already been mentioned, the decimation/oversampling filters in hardware converters are rarely dithered).

This curve may be taken as a baseline of current bad practice in CD recording/replay. It is put in historical context in figure 16, which includes the audible significance of the playback noise in a silent LP groove.

In many ways, the pity for PCM to date has been that it is so robust – which is to say that the sound survives this kind of abuse because it is superficially the same. If we were to introduce truncation errors like this in other areas of digital processing chaos may well ensue; programs would refuse to run, etc. Indeed, compressed audio formats that require bit-accuracy delivery cannot tolerate the sort of abuse that poor design has brought so routinely to digital audio.

This analysis of the dynamic-range capability of the 16-bit 44.1kHz channel makes certain things very clear:

1. Undithered quantisations can produce distortions, which are likely to be readily detectable and also quite unpleasant. Undithered quantisation of low-level signals will produce high and odd-order harmonics.
2. Undithered quantisations routinely arise in the current CD replay chain, and great care is required if a recording is to be captured, edited, mastered and replayed without any error arising.
3. The basic noise floor of the 16-bit channel suggests that it can be noiseless only when the acoustic gain is less than 100dBspl (as implied by figure 7).

## **20-BIT PCM CHANNELS**

Figure 7 also predicted that basic 20-bit channel noise would be inaudible. Figure 17 investigates the suitability of a 20-bit recording and replay chain. The channel’s basic noise is shown together with the steady increase in the noise floor that takes place when the signal is operated on in the channel. The curves represent the effects of 1, 2 and 5 dithered quantisations, resulting from 1 and 4 operations

subsequent to the initial conversion. In fact, a modern system using 20-bit resolution throughout will probably perform a minimum of five operations over and above the digitisation process itself, since analogue-to-digital and digital-to-analogue converters will usually contain two cascaded digital anti-image or oversampling filters.

The data used in figure 17 suggest that a 20-bit channel (if engineered correctly) should be capable of providing a transparent and subjectively noiseless sound reproduction chain. This assertion is reinforced by figure 18, in which the signal-processing chain postulated in figure 15 (a sequence of five quantisations, only the first of which uses dither) is recalculated for a 20-bit channel. This is a significant abuse, but it still appears that the distortion components should be barely audible.

This is an important conclusion because it puts an upper limit on the resolution required in a distribution channel.

## 24-BIT PCM CHANNELS

There is no convincing argument for using 24-bit data in a distribution format. Figure 7 clearly implies that the noise floor and resolution limit of a 24-bit channel will be 24dB greater than is necessary.

Why do it, then? One reason would be in order to convey more data for the subsequent DSP processes to work with. This reasoning is superficially correct. However, the author believes it to be unlikely that A/D converters that deliver 133dB analogue SNR will ever be made, and therefore a 24-bit channel would be kept busy conveying its own input noise! Furthermore, the majority of DSP systems and interfaces use a 24-bit word size. It is very, very difficult at present to guarantee transparency when performing non-trivial DSP operations on 24-bit data in a 24-bit processing environment. Obviously we could develop DSP processors capable of handling larger words, but why should we? Not only is the combination of well-handled, carefully delivered 20-bit data and a 24-bit processing environment good enough, but to deliver anything *more* is virtually to *guarantee* a higher risk of inadvertent truncation in the average replay chain.

A more pragmatic reason not to distribute 24-bit data is that it is virtually certain that the overwhelming majority of DVD players will not pass 24-bit data correctly. Even if they were to use 24-bit conversion, truncation is virtually guaranteed, whereas 20-bit data in the same pathway will pass virtually unscathed.

## IN-BAND NOISE SHAPING AND PRE-EMPHASIS

It is possible to exploit the frequency-dependent human hearing threshold by shaping the quantisation and dither so that the resulting noise floor is less audible.

Figure 19 shows how the Meridian 518 (an in-band shaper) can allow a 16-bit transmission channel to have a *subjective* noise floor more equivalent to a 20-bit 'simple' channel. If such a channel is to be useful, the resolution of the links in the chain before and after the noise-shaped channel must be adequate. In simple terms, this means mastering and playing back using well-designed converters offering at least 20-bit resolution.

It was the view of the ARA committee that noise shaping can be a linear process, and that it deserves serious consideration when distribution channels are to be matched to data-rate limitations.

## FREQUENCY RANGE

The graphs to date have used the standard hearing threshold described in [20]. However, individuals can exhibit somewhat different thresholds [21 and 8]. The minimum audible field has a standard deviation of approximately 10dB.

Individuals are to be found whose thresholds are as low as -20dBspl at 4kHz. Similarly, although the high-frequency response cut-off rate is always rapid, certain people can detect 24kHz.

Figure 20 shows how hearing thresholds can vary. This graph still suggests that a well-engineered 20-bit channel should be adequate, bearing in mind that very few rooms, no recording venues and no microphones genuinely approach the quietness of the 20-bit noise floor.

Figure 21 adds the frequency response of a typical digital-to-analogue converter at 44.1kHz. This diagram defines the working region of a Red Book CD channel.

## DO WE NEED MORE THAN 44.1KHZ?

The high-frequency region of figure 21 is shown in detail in figure 22. It can be seen that an average listener will find little to criticise in the in-band amplitude response of the DAC. To acute listeners, a 44.1kHz sample rate (even with the extremely narrow transition band shown) means a potential loss of extreme HF (between 20kHz and 22kHz). Raising the sampling rate to 48kHz does a lot to remedy this.

However, the significance of this has to be questioned. Although there is an area of intersection between the channel frequency responses and the hearing thresholds, this region is all above 100dBspl. The author knows of no program material that has any significant content above 20kHz *and* 100dBspl!

Numerous anecdotes suggest that a wider-frequency response 'sounds better'. It has often been suggested that a lower cut-off rate would give a more appropriate phase response, and that the in-band response ripple produced by the kind of linear-phase high-cut-off-rate filter illustrated in figure 22 (DAC) and figure 23 (ADC) can prove unexpectedly easy to detect. It is also frequently asserted that the slower rate of fall-off in HF response found in an analogue tape recorder accounts for a preferred sound quality.

It has also been suggested that the pre-ringing produced by the very steep linear-phase filters used so far for digital audio, can smear arrival-time detection and impact stereo imaging. This pre-ringing shows up in nearly all reviews of CD players. It can be significantly reduced by making the filter less steep (which we could do by raising the sample rate) or by not using a linear-phase characteristic.

The literature can contribute very little to this discussion. One well-performed set of experiments by Ohashi has, however, strongly indicated that certain program material may benefit from a system frequency response extending beyond 50kHz [17, 18].

The real problem facing researchers is that these experiments are extremely difficult to do. Super-HF effects cannot be investigated using existing hardware: microphones, recorders, filters, amplifiers and tweeters would all need to be redeveloped. It is difficult to alter just one parameter, and experiments are hampered by the fact that a super-HF-capable chain has yet to be developed to the same level of performance as the current reference.

One is forced to conclude that there is some real and much anecdotal evidence to suggest that the 20kHz bandwidth provided by a PCM channel using a sampling rate of 44.1kHz is inadequate. There is also considerable support for the observation that 48kHz digital audio sounds better than the same system operated at 44.1kHz. This suggests that the 44.1kHz system undershoots by at least 10%.

In the author's opinion, the evidence fails to discriminate between the *result* of the filtering (genuine listener response to audio content *above 20kHz in air*) and *side effects* of the filtering implementation. A very recent report of certain experiments suggests that indeed the side effects are the real culprit [13].

The author has experienced listening tests which showed that the sound is degraded by the presence of normal (undithered) digital anti-alias and anti-image filters. He is also aware of careful listening tests indicating that any supersonic (i.e. >20kHz) content conveyed by 96kHz sampling is not detectable either in the context of the original signal or on its own.

Other listening tests witnessed by the author have made it quite clear that the sound quality of a chain is generally regarded as better when it runs at 96kHz than when it runs at 48kHz, and that the difference observed is 'in the bass'.

Why should this be? Two mechanisms are suggested: alias distortion and digital-filter artefacts.

1. Figures 22 and 23 show the frequency responses of commonly used analogue-to-digital and digital-to-analogue converters. In each case the stop-band attenuation of 80–100dB seems impressive. If we invert this curve, however, we can see that a detectable in-band alias product may be generated by signals in the transition region.
2. Most PCM listeners are listening to channels that do not preserve transparency in the digital filters themselves. Another way of putting this is that we cannot as yet reliably discriminate between the phase, ripple, bandwidth and quantisation side effects produced by the anti-alias and oversampling filters.

Many of the listening experiences that have raised questions about the HF response of the Red Book channel have involved band-limited material, speakers without significant supersonic response and listeners with a self-declared lack of acuity at very high frequencies. It therefore seems probable that we should concentrate even harder on the methods used to limit the bandwidth, rather than spending too much time considering the rapidly diminishing potential of program content above 20kHz.

This conclusion supports the development of high-resolution recording systems which capture the original at a rate higher than 48kHz but do not necessarily distribute at so high a rate. Such a system might, for example, benefit from the anti-alias filters in a 96kHz ADC at capture, but use different filtering means to distribute at 48kHz, thereby reaping most of the benefits that could have been obtained by using a chain that operated at 96kHz throughout<sup>3</sup>.

## **PSYCHOACOUSTIC DATA ON HIGH-FREQUENCY HEARING**

There is very little hard evidence to suggest that it is important to reproduce sounds above 25kHz. Instead there tends to be a general impression that a wider bandwidth can give rise to fewer in-band problems. However, there are a few points to raise before dismissing audible content above 20kHz as unimportant.

The frequency response of the outer and middle ear has a fast cut-off rate due to combined roll-off in the acoustics of the meata and in mechanical transmission. There also appears to be an auditory filter cut-off in the cochlea itself.

The cochlea operates ‘top-down’, so the first auditory filter is the highest in frequency. This filter centres on approximately 15kHz, and extrapolation from known data suggests that it should have a noise bandwidth of approximately 3kHz. Middle-ear transmission loss seems to prevent the cochlea from being excited efficiently above 20kHz.

Bone-conduction tests using ultrasonics have shown that supersonic excitation ends up in this first ‘bin’. Any supersonic information arriving at above 15kHz therefore ends up here, and its energy will accumulate towards detection. It is possible that in some ears a stimulus of moderate intensity but of wide bandwidth may modify perception or detection in this band, so that the effective noise bandwidth could be wider than 3kHz.

The late Michael Gerzon surmised that any in-air content above 20–25kHz derived its significance from non-linearity in the hearing transmission, and that combinations of otherwise inaudible components could be detected through any resulting in-band intermodulation products.

There is a powerful caution against this. As far as the author knows, music spectra that have measured content above 20kHz always exhibit that content at such a low spl that it is unlikely that the (presumed) lower spl difference distortion products would be detectable and not masked by the main content.

---

<sup>3</sup> Interestingly, this is exactly how current DVD players work. 96kHz PCM material is carried at 96kHz on the disc, but because there not yet standards for a 96kHz digital output, the players downsample to 48kHz (and usually 20 bits).

## WHAT SHOULD THE SAMPLING RATE BE?

Why should we not provide more bandwidth? The arguments are simply economic – a wider bandwidth requires a higher data rate. For a given carrier, a higher data rate reduces playing time or the number of channels that can be conveyed.

To get another perspective on this question, we will take an interesting detour, but it requires two new concepts. The upper curve in figure 24 shows the familiar human hearing threshold. Current psychoacoustic theory considers that this hearing threshold derives from two mechanisms. First, the bath-tub shape of the threshold is essentially due to the mechanical or acoustical response of the outer, middle and inner ear. Second, the threshold level itself is determined by ‘internal’ noise. The hearing system provides a continuous background noise – which is of neural or physiological origin – and which determines the quietest sounds we can detect. Obviously, we do not hear this background noise because the brain normally adapts to ignore it!

However, if we were trying to understand human hearing as a communication channel, this noise-floor is one of the important parameters. Now, the threshold shape is not what engineers call the noise spectrum – but it is the effect of that spectrum. The difference comes from the fact that the human cochlea (inner ear) behaves as though it has a bank of internal filters. These filters are approximately 1/3 octave wide above 1kHz, and the effect of these filters is to accumulate all the noise around them. If we calculate the noise-spectrum that has the *effect* of the hearing threshold, we get the lower curve in figure 24.<sup>4</sup>

This plot shows a noise spectrum which has three fascinating properties:

- A noise exhibiting this spectral density will be either undetectable or, when its level is raised, will be equally detectable at all frequencies. This noise is uniformly-exciting at threshold.
- This noise spectrum, just below threshold, is the most intense in-band sound that we *cannot* hear.
- The ‘threshold noise-spectral-density (NSD)’ curve is an analogy to the internal noise of the hearing system.

Now, taking this last point we make a further step. Since this plot shows the effective noise floor of the hearing system, we can now attempt to specify a PCM channel that has the *same properties* (in order to estimate the information requirements of human hearing). The point of this being that if we can model the human hearing communication channel then, that channel *must* – by common sense – be the *minimum* channel we should use to convey audio transparently.

Figure 25 replots this auditory threshold on a dB vs linear frequency ‘Shannon plot’. The area bounded by the noise floor, maximum level (headroom) and maximum frequency in such a plot is a measure of the information or data capacity of the channel. When the noise floor and headroom are flat, we call it a rectangular channel.

According to Shannon’s theory and to the Gerzon-Craven criterion for noise shaping [11], this floor can be represented by an optimum minimum channel using noise shaping that conveys 11 bits at a sampling rate of 52kHz. This straightforward analysis, of course, overlooks the fact that if only 11 bits are used there will be no opportunity for any processing whatsoever, and no guard band to allow for differences in system or room frequency response or between human listeners. In a sense the 52kHz 11-bit combination describes the minimum PCM channel, using noise shaping, capable of replicating the information received by the ear. Transmission channels need to exceed that performance, so we can argue convincingly that a 58kHz sampling rate with 14 bits ought to be adequate, if in-band noise shaping is used.

---

<sup>4</sup> The detail of these steps are too complex for this article, and the interested reader is referred to [23] for more details

More interestingly, this simple analysis tells us that 52kHz is *the absolute minimum desirable* sampling frequency. For comparison, figure 25 shows the channel space occupied by the CD. It also includes the noise-spectral density of a 18.2-bit 96kHz channel without noise shaping, which is the minimum noise floor that suggests transparency at that sampling rate.

The conclusion of this section, then, is that both psychoacoustic analysis and experience tell us that the minimum *rectangular* channel necessary to ensure transparency uses linear PCM with 18.2-bit samples at 58kHz. The dynamic range must be increased according to the number of processes taking place before and after delivery, and the number of channels feeding into the room, so that we may converge on 20 bits at 58kHz for 5 or more channels.

## SAMPLING RATE ISSUES

If we were to be forced, right now, to specify a channel immune to criticism, we would have to:

- Increase the sample rate by a margin sufficient to move the phase, ripple and transition regions further away from the human audibility cut-off. One could probably make a sensible argument for PCM sampled at 66.15kHz (44.1kHz times 1.5). The potential response is shown in figure 26.
- Increase the word length (to 20 bits, for example) so that the audible significance of quantisations, whether performed correctly or incorrectly, will be minimal.

Of course, with a higher sampling rate it is not strictly necessary to use a word length exceeding 16 bits. This is because the operating region of a 16-bit 88.2kHz (or higher, like 96kHz or even 192kHz) channel includes a large safely inaudible region within which noise shaping can be exploited (as figure 25 clearly shows).

Given our current position, there are strong arguments for maintaining integer relationships with existing sampling rates – which suggests that 88.2kHz or 96kHz should be adopted. This would not be an efficient way of conveying the relatively small extra bandwidth thought to be needed, but the impact of using these higher rates can be substantially reduced by using lossless compression (packing).

Although there is a small lobby that suggests even higher sample rates should be used – like 192kHz – the author disputes this; preferring to point out that when 96kHz channels have been correctly designed in terms of transmission, filtering, etc, that higher rates simply will not offer any benefit.

I realise that by expressing the requirement of transparent audio transmission – I am nailing a flag to the mast and lay myself open to all kinds of attack! However, this analysis has been based on the best understanding to date on this question and we should exceed this requirement *only* when there is no detrimental cost to doing so.

## CHANNEL CODING

So now that we know what we want to convey, what is the most effective way of coding the audio for distribution?

In their analysis of the coding question, the ARA concluded that uniform linear multibit PCM offered the following overwhelming benefits, against which other contenders should be judged:

- Uniform sampling and quantisation, which gives the option of scalability.
- Optimal dither offers effectively infinite time and amplitude resolution and is *demonstrably* linear, both mathematically and in practice.
- Pre-emphasis schemes based on psychoacoustics are easily incorporated.
- Stationary psychoacoustically based noise shaping is a straightforward optimisation technique.
- Transparent data compression is an option to save data.

It is plain that the distribution channel need not carry raw PCM; in fact the choices currently available include:

1. PCM with sample rates between 32kHz and 192kHz and word sizes between 8 and 24 bits
2. PCM with pre-emphasis and de-emphasis optimisation
3. PCM using psychoacoustically optimised noise shaping to deliver higher resolution
4. PCM combining the techniques used in 2 and 3
5. PCM losslessly compressed (the ARA called this ‘packed PCM’)
6. PCM using losslessly cascaded lossy encoding
7. PCM compressed using a lossy method<sup>5</sup>
8. Bitstream coding

The ARA contended that current technology can guarantee transparency in a channel *only* if lossy perceptual coding (option 7 above) is not used.

Underlying this point is an extremely important observation. With the exception of bitstream coding (option 8 above), all the other systems *start and end* with linear PCM. Linear PCM, when correctly used, provides an infinite-resolution (but noise-limited) representation of the output of a microphone. In this paradigm, we take the purist view that we want to convey as nearly as possible the ‘acoustic waveform’ of the original performance. By coding that waveform, we can attempt to replay the audio by reversing the process.

The ARA did admit some legitimate concessions to psychoacoustics: balanced limitation of bandwidth and dynamic range, and enhancing subjective resolution by using pre-emphasis or psychoacoustically optimised noise shaping (processes considered by the ARA committee to be effectively linear).

Looking at the other coding methods, *lossless* compression or packing of PCM is simply a method of delivering bit-accurate output data while reducing the quantity of data stored or the rate transmitted in the channel. This is no different in concept to the well-known methods, like ZIP files, used in computers for storing data in a smaller space – although the techniques for packing audio are quite different from those used for text and pictures.

Lossless compression is an important tool in the quest to optimise the resolution and deliverable sound quality of any channel. A suitable method of lossless compression has been described in [5, 6, 7, 15 and 16].

The ARA strongly supported the use of lossless packing, not only because it permits very efficient use of data, but also because when data are compressed there is reduced correlation between bit patterns and audio data. This can lead to reduced levels of correlated jitter [9], which is a critical factor in high-resolution digital audio systems.

## CHANNEL SAMPLE RATES

Without at this stage entering into a discussion of the ‘correct’ choice of sampling frequency, we should consider the implications of figures 27, 28 and 29. It is already common practice for the recording chain to include sample-rate conversion inside ADCs and DACs.

For sample rates of 96kHz and above, designers of both lossy and lossless compression schemes have considered reducing the fundamental word rate in the distribution channel, principally in order to allow easy transmission through existing carriers or interfaces [14, 16]. A lossless processor, for example, can offer at least 2:1 compression on most 96kHz audio material, effectively allowing the distribution sample rate to be halved as one expression of the reduced data rate.

---

<sup>5</sup> Methods of this sort include psychoacoustically based variants such as DTS, MPEG and Dolby Digital.

In principle, this lowered rate can be treated in two ways:

- As a single compressed high-rate (96kHz) signal
- As a combination of a half-bandwidth version suitable for reproduction at the channel sample rate (e.g. 48kHz) with a high-frequency touch-up signal for highest-quality playback – either of which may use lossless or lossy encoding<sup>6</sup> [15, 16]

The following sections review the various coding options listed earlier.

## **MULTIBIT PCM**

I have argued that if a well executed PCM channel is to guarantee transparency to a human listener, it will require more than 16 bits and a sample rate higher than 48kHz. I have also pointed out that normal practice still does not exploit the full potential of the current Red Book channel.

If we were to change the parameters purely according to audio considerations, then we might well propose 20 bits @ 66.15kHz. Such a channel would require a data rate of 1.4Mb/s, which is twice the rate required by the current 44.1kHz 16-bit channel.

In fact, there are very strong practical reasons for maintaining 2:1 relationships with the Red Book release format, with the current archive, or with video program (48kHz sampling). Realistically, therefore, the next useful sample rates for pure audio are 88.2kHz or 96kHz.

It should be clear that increasing the bandwidth as proposed will double the required data rate. In conventional audio-engineering terms that could look like a bad deal, depending on one's views concerning both the value of the audio content above 20kHz and the desirability of setting standards defensively (using more data to cover up bad implementations).

So, now we shall examine the options for reducing the data requirements of channels that run rather too fast (e.g. at 96kHz).

## **PRE-/DE-EMPHASIS AT 96KHZ**

There are two linear and psychoacoustically correct coding methods for improving the performance of linear-PCM channels, particularly if the distribution channel uses a word size smaller than that of the original. These methods are:

- Noise shaping during a word-length reduction process to maintain a high effective dynamic range in a channel of fewer bits.
- The use of pre- and de-emphasis to match the channel capacity better to the energy spectrum of music and to human hearing. (Noise shaping can also be combined very effectively with pre-/de-emphasis, particularly if the noise shaper is designed to exploit the pre-emphasis curve [3, 4, 12, 24, 25]).

The use of pre- and de-emphasis to improve the subjective dynamic range of analogue channels is quite familiar to audio engineers. The method has been used with particular success in channels in which the analogue noise level increases with frequency, as with magnetic tape, shellac or vinyl grooves and FM broadcast. In each case, a well-documented property of music and speech is exploited: when material of acoustic origin is microphoned at normal listening positions, the average and peak spectrum levels decline with frequency above a few kHz. It is therefore efficient to boost (pre-emphasise) high-frequency signals enough to make it more likely that they will occupy the channel's capacity. De-emphasis is applied on replay or reception; it has the dual benefit of reducing both noise and distortion from the preceding chain.

---

<sup>6</sup> This lossy method is used in the extended bandwidth schemes from DTS.

Although the use of pre-emphasis followed by de-emphasis began with analogue systems, the techniques involved can very usefully be applied to digital channels. Meridian has shown with its 518 Processor, that when a link in the transmission chain requires a smaller word size (for example, when a 20-bit recording is transferred to CD), very real benefit can be obtained by:

- performing pre-emphasis in the digital domain, *and*
- quantising with a noise shaper designed to exploit the pre-emphasis curve, *and*
- performing de-emphasis in the analogue domain (or in the digital domain to a larger word size digital channel).

So far, all standards for digital audio have permitted the use of pre- and de-emphasis. The universal characteristic is currently 50/15 $\mu$ S; it is shown in figure 30. This pre-emphasis characteristic makes an increase in subjective dynamic range possible by boosting audio frequencies above 3kHz in the transmission channel and attenuating them (and channel noise) on replay. It has not been overwhelmingly popular with the recording industry, principally because some closely-microphoned material does not offer in-band high-frequency headroom and pre-emphasis brings a mastering management issue because its use has to be flagged. (Once again a great potential overlooked by poor practises.)

The ARA committee<sup>7</sup> [2] proposed a new pre- and de-emphasis scheme<sup>8</sup> to the DVD Forum for material recorded at rates higher than 88.2kHz. This method, combines a very suitable pre-emphasis characteristic with a matched noise shaper, and is illustrated in figure 30.

Figure 31 shows the output noise spectrum after application of the proposed pre- and de-emphasis. The attractions of this scheme include:

- Substantially improved high-audio-frequency headroom. (It is only reduced by 2dB at 15kHz, compared to 9dB in the current standard.)
- The pre-emphasis method involves a noise shaper that gives a 2.2-bit increase in overall audio dynamic range when used as a word-length-reduction device. In essence, channel capacity is moved from the extreme high-frequency range where it is not required, to the mid-band where it is incredibly useful.
- Because the noise shaper has the same shape as the pre-emphasis curve, the output (i.e. de-emphasised) noise spectrum is 'white'.
- Analogue replay devices can match the de-emphasis very closely.
- This pre-emphasis can usefully be combined, with a matched high-advantage noise shapers such as that shown in figure 32.

## **NOISE SHAPING AT 96KHZ**

Since the use of higher sampling rates (such as 96kHz) allows the bandwidth of the channel comfortably to exceed the high-frequency cut-off of human hearing, there are new options for noise shapers that are low-coloration in the mid-band, but which also re-distribute the channel capacity in a more useful way. In one study [25], the author shows examples of noise shapers that can provide perceptual gains of up to 6 bits in a 96kHz channel!

The unique advantage of using noise shaping alone as a coding method of minimising data rate or maximising the perceptual performance of a channel is that it requires neither equipment changes for

---

<sup>7</sup> Robert Stuart, Peter Craven, Takeo Yamamoto, Malcolm Hawksford, Tony Griffiths, Michael Gerzon.

<sup>8</sup> The exact details of this scheme were originally worked out by the late Michael Gerzon.

replay nor a decoder. It is fairly easy to design noise shapers that will provide the required dynamic range in a 96kHz 16-bit channel.

## PRE- EMPHASIS WITH NOISE SHAPING AT 96KHZ

The pre- and de-emphasis scheme proposed by the ARA [2] includes an extension that combines an additional matched psychoacoustic noise shaper with the pre-emphasis. The suggested noise-shaping curve is shown in figure 32.

Figure 33 clarifies the way in which the suggested pre-emphasis combines with a noise shaper to provide increased dynamic range. The headroom curves at the top show the de-emphasised response normalised for 16, 20 and 24-bit channels. The lower curve represents the noise spectrum of the shaper used, *after correction* to allow for the 2.2-bit gain achieved by the pre-emphasis scheme. Figure 33 shows how a 16-bit channel at 96kHz can have an effective dynamic range of 23 bits in the critical 4kHz region; note also that the channel is still offering 19-bit performance at 20kHz.

The de-emphasised noise floor is shown at the bottom of figure 33. Table 1 summarises the benefits pre-emphasis can offer.

## LOSSLESS COMPRESSION OF PCM

Any stream representing coded audio information is in principle compressible, for two basic reasons:

1. The full capacity of a rectangular channel is not occupied continuously by audio that conveys meaning. This leaves room for simple techniques like noise shaping and pre- /de-emphasis to work successfully.
2. Material of interest to human listeners contains some structure that can in part be predicted.

It is therefore possible to design a coding and decoding scheme that reduces the quantity of data transmitted or stored.

Doubling the data rate from 48kHz to 96kHz to convey any less than twice the information is inefficient. One way of solving this problem elegantly is to use lossless coding in the channel. There are many methods of implementing lossless coding; most are based on the use of prediction, which reduces the quantity of data to be conveyed. An appropriate lossless compressor should:

- return the original data bit-for-bit intact
- be robust in dealing with errors in the channel
- be effective in reducing the data rate at high sampling rates (i.e. recognise supersonic content)
- control the peak data rate (a factor of importance in DVD replay)

The ARA proposal strongly recommends that high-quality audio channels should be losslessly coded (packed). Signal processing has advanced to such a state that the data-reduction benefits of this sort of coding are too good to pass by. Unlike perceptual or lossy data reduction, lossless coding does not alter the final decoded transmitted signal in any way, but merely ‘packs’ the audio data more efficiently into a lower data rate.

Existing lossless audio data compression systems are optimised for reducing *average data rate*, but not for reducing the *peak data rate*, or for obtaining good results at high sampling rates such as 96kHz. The process of packing PCM becomes more efficient as the sampling rate is increased. For example, packed 96kHz audio does not double the data rate of packed 48kHz audio as you might expect; the increase is more like 30%.

Lossless-coding can also allow the record producer can make a personal trade-off between playing time, frequency range, number of active channels and precision. The packed channel can convey this choice implicitly in its control data, and the system operation will be transparent to the user.

This arrangement has the following benefits:

- A producer mastering at 48kHz can control the incoming precision of each channel, and trade playing time or channels for noise floor
- A producer mastering at 96kHz can also trade bandwidth for playing time, active channels and precision

Playing time or precision can be extended, for example, by:

- a) pre-filtering information above 30kHz
- b) supplying only a 2, 3 or 4-channel mix

Lossless packing offers an opportunity to make a much better product in that more precision and more channels can be provided.

## LOSSLESS CODING FOR DVD

It should be obvious that any lossless compression scheme will of its nature be more successful in some passages than in others, so that the compressor's output data rate will not be constant.

More recently, a lossless compression scheme has been developed, that is optimised for (but not exclusive to) DVD in that it delivers a constant data rate in the packed domain [5, 6, 7 and 15]. This scheme achieves lossless compression of high-resolution audio at sample rates including 96kHz. 16-bit 96kHz-sampled audio signals can almost always be losslessly compressed to 8 bits, and 16-bit 48kHz-sampled signals to 12 bits, with exact reconstruction of the original on replay.

The properties of the lossless coding scheme proposed for DVD audio are as follows:

- Output data filled out to a *constant data rate* to meet disc constraints
- Output data rate generally lower than that of PCM input at 48kHz
- Output data rate significantly lower than that of PCM input at 96kHz
- Input word length *continuously adjustable* between 16 and 24 bits
- Bandwidth *continuously adjustable* between 22kHz and 48kHz, with efficient coding for these options
- Good compression
- Seamless transition from lossless to lossy operation (if necessary)
- Extremely simple decoder
- Auxiliary data stream exactly synchronised to the audio

This scheme uses a simple hardware or software decoder that takes instructions from the bitstream. This allows great flexibility at the mastering stage, and the option of substituting a more sophisticated encoder at some future stage in order to achieve better compression remains open.

Figure 34 shows the lossless encode/decode process. Bass-effects channels do not require special handling, as the encoder automatically makes bit-rate savings according to signal bandwidth. The encoder core produces a data rate that varies with the audio signal, being greatest during peaks of high treble energy. As the peak data rate is a limiting factor in DVD, the complete encoder includes a buffer that smooths the peaks in the data rate. A corresponding buffer on the replay side allows peak data rates higher than the DVD can handle to be delivered to the decoder core.

Table 2 shows the reductions in peak and average data rates achieved by the proposed lossless compression scheme. These levels of compression very comfortably exceed the tentative projections put forward by Gerzon in the ARA proposal [1].

In DVD applications the peak data rate is the important parameter, whereas if hard-disc storage were in question the average rate would be the one to examine. At 44.1kHz or 48kHz the proposed scheme can almost always reduce the peak data rate by at least 4 bits/sample in lossless mode, i.e. 16-bit audio can be losslessly compressed so that it fits into a 12-bit channel. At 96kHz, it can reduce the peak data rate by 8 bits/sample in lossless mode, i.e. 24-bit audio can be compressed to 16 bits and 16-bit 96kHz audio can be losslessly compressed so that it fits into an 8-bit channel.

These numbers indicate that lossless coding allows more channels to be transmitted in a given carrier. The following intriguing arrangements, for example, are possible:

1. Three channels of 44.1kHz 16-bit in a Red Book CD stream (allowing for example, Ambisonics to be issued on CD)
2. Two channels of 88.2kHz in a Red Book CD stream
3. Four channels of losslessly compressed 24-bit 96kHz audio in a 6.144Mb/s DVD audio stream (currently only to channels fit)
4. 5.1 channels of losslessly compressed 20-bit 96kHz audio in a DVD audio stream
5. Eight channels of losslessly compressed 20-bit 48kHz audio in a DVD audio stream

## LOSSY-ENCODED PCM

Lossy compression schemes attempt to evaluate the component of the microphone output that is 'irrelevant' to human listeners (either because it falls outside the hearing threshold, or because it will be masked by adjacent content) and try to convey the essence of the *sound* rather than the *waveform*. Now, perceptual coding is not a ridiculous idea – after all – that is exactly what happens in our hearing system. However, no-one in the ARA was prepared to accept that there is currently a lossy coding system that has absolutely stood any test of time in *transparently* delivering audio. Furthermore, our current understanding of human psychoacoustics is such that it would take a very brave (or foolish) person to suggest that we understand all we need to design a lossy compression coding scheme that meets the ARA requirements.

Looked at another way, it is very unlikely that we could use a data rate close to that found in the auditory cortex (c. 500kb/s) to transparently code the features we extract in normal listening. The data rate of the hypothetical noise-shaped PCM channel (52kHz @ 11-bit = 572kb/s *per channel*) is higher than most lossy-compression contenders.

This is not to say at all that lossy compression is wrong, it is very useful. However, the simple point being made is that if we are to convey the original music event with complete transparency, then our current understanding can offer nothing beyond passing all the captured data, bit-accurate, to the replay system.

The author freely admits that at some point in the future a lossy psychoacoustically-based coding scheme may prove to be audibly transparent. At the moment, however, the use of significant lossy compression in high-resolution systems simply cannot be advocated.

## BITSTREAM CODING

It has been suggested that suitable distribution formats include the single-bit, perhaps 64 times oversampled data streams produced by modern-day converters (see figure 27) or even hybrid bitstreams such as 8 times oversampled 8-bit. The argument for the 1-bit scheme is that simple DACs complete the chain, so that the stages of digital filtering in the analogue–digital and digital–analogue converters can be bypassed (see figures 27 and 28) and the bitstream signal preserves a superior archive.

The data rate of such a channel is high (around 3.1Mb/s), and even with lossless coding, bitstream channels requires nearly three times the data required by the losslessly coded PCM equivalent.

Whilst it is not appropriate to go too deeply into the arguments for and against bitstream coding, there are some very powerful negatives [10]<sup>9</sup> – beginning with the fact that we should be aiming substantially higher for the future than accepting a 1-bit 64x modulator. In fact, the best current-day converters use 4 or 8-bit modulators. Furthermore, most recordings are multibit, and originate in a multibit DSP environment (for example, as a result of performing a mixing or editing function). So, if the capturing A/D converter uses a different modulator architecture (such as 4-bit 128x  $f_s$ ), or the recording is multibit as an original, then it makes no sense to convert it to bitstream – especially as that process is inherently lossy and non-linear. The author firmly believes that it would be a very great mistake to try to standardise the archive format, particularly to anything of such questionable audio promise as 64x  $f_s$  1-bit code.

Any attempt to introduce a low-bit distribution format would face a significant difficulty in that the industry has no interfaces, DSP methods or machinery that would permit the change to be effected gradually. In fact, the inherent simplicity of bitstream coding rapidly disappears when any subsequent operations on the data are required.

Bitstream coding might be appropriate to very simple two-channel systems, but its data-rate requirement becomes unacceptable when the needs of multichannel are taken into account. It is also difficult to guarantee perfect linearity when bitstream coders based upon delta-sigma modulation are used. This is because (unlike the multilevel quantiser with dither) a 2-level quantiser, even with dither, is not linear. Linearity is improved by negative feedback, but performance cannot be guaranteed for all signals.

## BIT-BUDGET COMPARISONS

This article has reviewed a number of important features of the eight coding methods listed earlier. Because this we address the highest quality sound, current lossy compression schemes have been set aside as options. All the other options on the list can be engineered to provide *equivalent resolution*. In the context of real applications such as DVD, a crucial comparison is the quantity of data used by each method. Channel coding that requires more data to convey the same sound quality uses up bandwidth that could have been used to convey more channels or higher-quality associated video information.

Table 3 shows a useful comparison. The base data rate is taken to be a 14-bit 58kHz channel, suggested earlier. If the sample rates are limited to multiples of 48kHz, then a simple PCM rectangular channel using 20 bits at 96kHz (example 5 in table 3) can meet the target performance.

When sampling is at 48kHz, the perceptually equivalent 21-bit channel (example 2 in table 3) uses 24% more data to convey less bandwidth than may be needed. Noise shaping with pre-emphasis (example 3) is close to 100% efficient, and its losslessly compressed version, at 106% efficient, is very effective indeed, allowing 8 nearly transparent channels to fit into a DVD audio stream.

96kHz sampling guarantees adequate bandwidth. Examples 5 and 9 show that raw 20 and 24-bit channels use up to three times the base data rate and restrict a 6.144Mb/s stream to two or three channels. Example 8 indicates how using the new pre-emphasis scheme alone increases efficiency, and when noise shaping is added (example 7) we see 60% efficiency, with four channels accommodated. The PCM options have medium jitter susceptibility.

When lossless compression is used (example 10), efficiency rises to 70%, and 5 channels fit into the example stream. The highest efficiency in this group (88%) is achieved by 30kHz band-limited lossless compression (example 11 in table 3). The losslessly coded examples exhibit low jitter sensitivity.

The bitstream options (examples 15 and 16) have the lowest efficiency of all at 26%, are highly susceptible to jitter and manage to fit only two channels into the example stream. With bitstream coding it is very difficult to offer multichannel audio or quality associated pictures.

---

<sup>9</sup> Readers interested to see more of this can view a paper on bitstream coding by Professor Malcolm Hawksford on the ARA website, at <http://www.meridian-audio.com/ara>.

## CONCLUSIONS

This article has reviewed the issues surrounding the transmission of high-resolution digital audio. It is suggested that a channel that attains audible transparency will be equivalent to a PCM channel that uses:

- 58kHz sampling rate, *and*
- 14-bit representation with appropriate noise shaping, *or*
- 20-bit representation in a flat noise floor, i.e. a ‘rectangular’ channel

This conclusion has the following obvious implications:

- The CD channel with 44.1kHz 16-bit coding (even with noise shaping to extend the resolution) is inadequate
- Even 48kHz sampling is not quite high enough
- Sampling at 88.2kHz or 96kHz is too high, and therefore wasteful of data
- The use of sampling rates above 96kHz to convey a wider audio bandwidth cannot currently be justified

On the assumption that the industry will chose sample-rates based on 44.1kHz or 48kHz (i.e. 88.2kHz and 96kHz), we have looked at options for improving coding efficiency at these rates.

Noise shaping combined with a new pre-/de-emphasis characteristic for 96kHz (88.2kHz) applications can result in an effective addition of between 2 and 7 bits to the channel. In other words, at these sampling rates a 16-bit channel should be sufficient<sup>10</sup>.

This coding scheme compares very well with other methods of reducing the data rate, offering a very low implementation cost, assured transparency and compatibility with existing systems. The author and other members of the ARA strongly urge its standardisation.

The paper discusses a lossless coding scheme that provides significant savings in peak data rate at both 48kHz and 96kHz. The savings made in the high-rate channels are sufficient to allow more than five channels to be carried in a 6.144Mb/s stream and/or to leave room for video on a DVD audio carrier.

Masking-based lossy schemes and bitstream coding are rejected on a number of grounds.

## ACKNOWLEDGEMENTS

This article is based on papers the author has presented to the Audio Engineering Society. It inevitably, draws on the work of others. Many of its insights have resulted from discussions between members of the Technical Subcommittee of the Acoustic Renaissance for Audio (Tony Griffiths, Professor Malcolm Hawksford, David Meares and Bob Stuart) and their advisors (Peter Craven, Michael Gerzon, Hiro Negishi, Francis Rumsey and Chris Travis). The assistance of Peter Craven, Takeo Yamamoto, Bike Suzuki, Malcolm Law and Adrian Farmer has also been particularly valuable.

## CONTACT ADDRESSES

Acoustic Renaissance for Audio, c/o Meridian Audio, Stonehill, Stukeley Meadows, Huntingdon PE18 6ED, England. **Phone:** +44 1480 52144 **Fax:** +44 1480 451587

**Email:** ara@meridian-audio.com **Web:** <http://www.meridian-audio.com/ara>

---

<sup>10</sup> Actually a 14-bit channel will give a 21-bit dynamic range. The examples given are based on 16-bit channels, since these are the smallest option in the DVD video standard.

## FURTHER READING

- Acoustic Renaissance for Audio, ‘DVD: Application of Hierarchically Encoded Surround Sound – including Ambisonics’, private publication available for download at <http://www.meridian-audio.com/ara> (November 1996)
- Acoustic Renaissance for Audio, ‘High-Quality Audio Application of DVD’, Draft 0.5, private publication available for download at <http://www.meridian-audio.com/ara> (November 1996)

## REFERENCES

- 1 Acoustic Renaissance for Audio, ‘A Proposal for High-Quality Application of High-Density CD Carriers’, private publication available for download at <http://www.meridian-audio.com/ara> (April 1995). Reprinted in *Stereophile* (August 1995) and in Japanese in *J. Japan Audio Soc.*, **35** (October 1995)
- 2 Acoustic Renaissance for Audio, ‘DVD: Pre-emphasis for use at 96kHz or 88.2kHz’, private publication available for download at <http://www.meridian-audio.com/ara> (November 1996)
- 3 Akune, M., Heddle, R.M., and Akagiri, K., ‘Super Bit Mapping: Psychoacoustically Optimized Digital Recording’, *AES 93rd Convention*, San Francisco, preprint 3371 (1992)
- 4 Craven, P.G., and Gerzon, M.A., ‘Compatible Improvement of 16-Bit Systems Using Subtractive Dither’, *AES 93rd Convention*, San Francisco, preprint 3356 (1992)
- 5 Craven, P.G., and Gerzon, M.A., ‘Lossless Coding for Audio Discs’, *J. Audio Eng. Soc.*, **44**, 706–720 (September 1996)
- 6 Craven, P.G., Law, M.J., and Stuart, J.R., ‘Lossless Compression using IIR prediction filters’, *J. Audio Eng. Soc.* (Abstracts), **44**, p. 404 and preprint 4415 (March 1996)
- 7 Craven, P.G., and Gerzon, M.A., ‘Lossless Coding Method for Waveform Data’, International Patent Application no. PCT/GB96/01164 (May 1996)
- 8 Dadson, R.S., and King, J.H., ‘A determination of the normal threshold of hearing and its relation to the standardisation of audiometers’, *J. Laryngol. Otol.*, **66**, 366–378 (1952)
- 9 Hawksford, M.O.J., and Dunn, C., ‘Is the AES/EBU/SPDIF Digital Audio Interface Flawed?’, *AES 93rd Convention*, San Francisco, preprint 3360 (October 1992)
- 10 Hawksford, M.O.J., ‘Bitstream versus PCM debate for high-density compact disc’, private publication available for download at <http://www.meridian-audio.com/ara> (April 1995)
- 11 Gerzon, M.A., and Craven, P.G., ‘Optimal Noise Shaping and Dither of Digital Signals’, *87th AES Convention*, New York, preprint 2822 (1989)
- 12 Gerzon, M.A., Craven, P.G., Stuart, J.R., and Wilson, R.J., ‘Psychoacoustic Noise Shaped Improvements in CD and Other Linear Digital Media’, *AES 94th Convention*, Berlin, preprint 3501 (March 1993)
- 13 Katz, B., ‘96kHz Listening Test’, thread on Internet newsgroup rec.audio.pro (July 1997)
- 14 Komamura, M., ‘Wideband and wide dynamic-range recording and reproduction of digital audio’, *AES 96th Convention*, Amsterdam, preprint 3844 (1994)
- 15 Meridian Audio Ltd, ‘Lossless Compression for DVD: Summary of features’, private publication available for download at <http://www.meridian-audio.com/dvd> (July 1997)

- 16 Meridian Audio Ltd, 'Lossless Compression for DVD: Technical proposal', private publication available for download at <http://www.meridian-audio.com/dvd> (July 1997)
- 17 Ohashi, T., Nishina, E., Kawai, N., Fuwamoto, Y., and Imai, H., 'High Frequency Sound Above the Audible Range Affects Brain Electrical Activity and Sound Perception', *AES 91st Convention*, New York, preprint 3207 (October 1991)
- 18 Ohashi, T., Nishina, E., Fuwamoto, Y., and Kawai, N., 'On the Mechanism of Hypersonic Effect', *Proceedings Int'l Computer Music Conference*, Tokyo, 432–434 (1993)
- 19 Oomen, A.W.J., Groenwegen, R.G., van der Waal, R.G., and Veldhuis, R.N.J. 'A Variable-Bit-Rate Buried-Data Channel for Compact Disc', *J. Audio Eng. Soc.*, **43**, 23–28 (January/February 1995)
- 20 Robinson, D.W., and Dadson, R.S., in ISO131-1959
- 21 Robinson, D.W., and Dadson, R.S., 'A redetermination of the equal-loudness relations for pure tones', *Brit. J. Appl. Physics*, vol. 7, pp. 166–181 (May 1956)
- 22 Stuart, J.R., and Wilson, R.J., 'A search for efficient dither for DSP applications', *AES 92nd Convention*, Vienna, preprint 3334 (1992)
- 23 Stuart, J.R., 'Noise: Methods for Estimating Detectability and Threshold', *J. Audio Eng. Soc.*, **42**, 124–140 (March 1994)
- 24 Stuart, J.R., and Wilson, R.J., 'Dynamic Range Enhancement Using Noise-shaped Dither Applied to Signals with and without Pre-emphasis', *AES 96th Convention*, Amsterdam, preprint 3871 (1994)
- 25 Stuart, J.R., and Wilson, R.J., 'Dynamic Range Enhancement using Noise-Shaped Dither at 44.1, 48 and 96 kHz', *AES 100th Convention*, Copenhagen (1996)
- 26 Stuart, J.R., 'Auditory modelling related to the bit budget', *Proceedings of AES UK Conference 'Managing the Bit Budget'*, 167–178 (1994)
- 27 Vanderkooy, J., and Lipshitz, S.P., 'Digital Dither: Signal Processing with Resolution Far Below the Least Significant Bit', *AES 7th International Conference – Audio in Digital Times*, Toronto, 87–96 (1989)

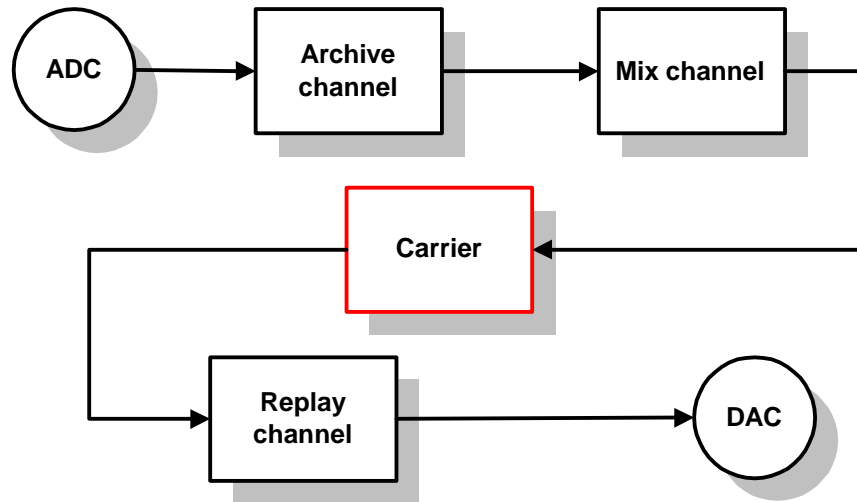


Figure 1. Block diagram of a reproducing chain.

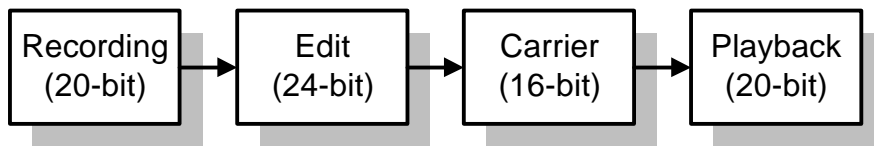


Figure 2. Block diagram showing example word sizes in a high quality replay chain.

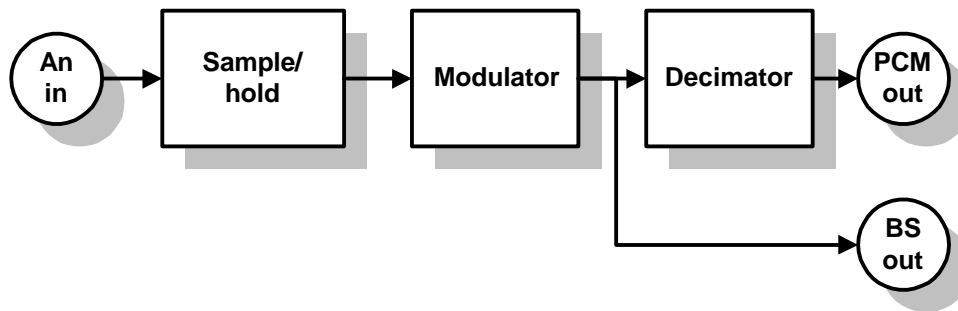


Figure 27. Block diagram of delta-sigma analogue-to-digital converter.

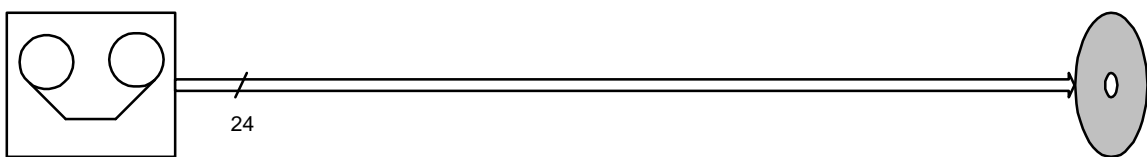


Figure 8. A simplistic view of a distribution channel.

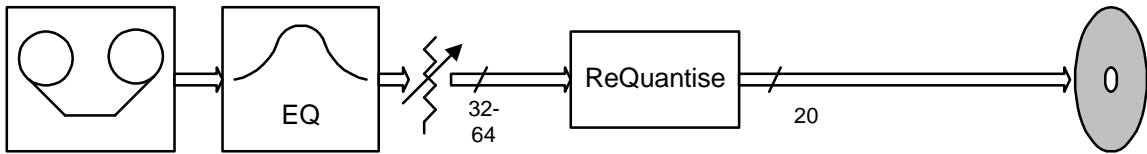


Figure 9. A more usual distribution channel.

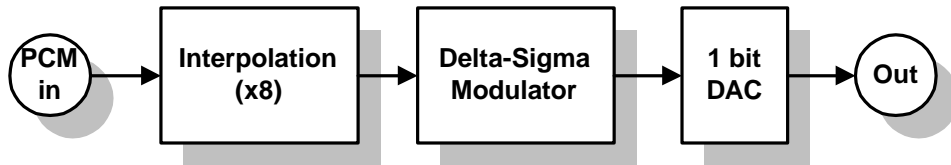


Figure 28. Block diagram of delta-sigma digital-to-analogue converter.

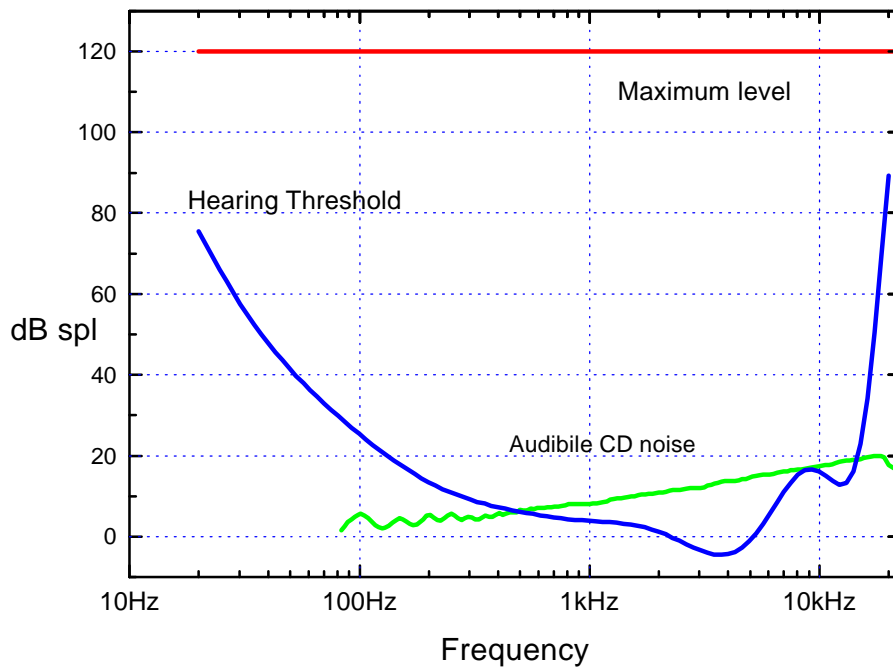


Figure 10. Dynamic range of CD.

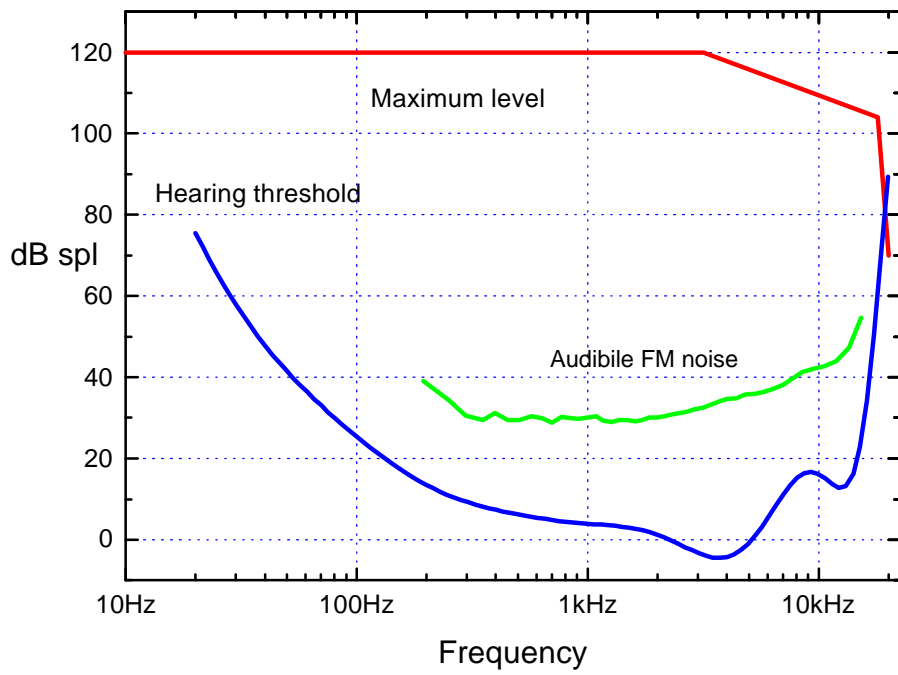


Figure 11. Dynamic range of FM.

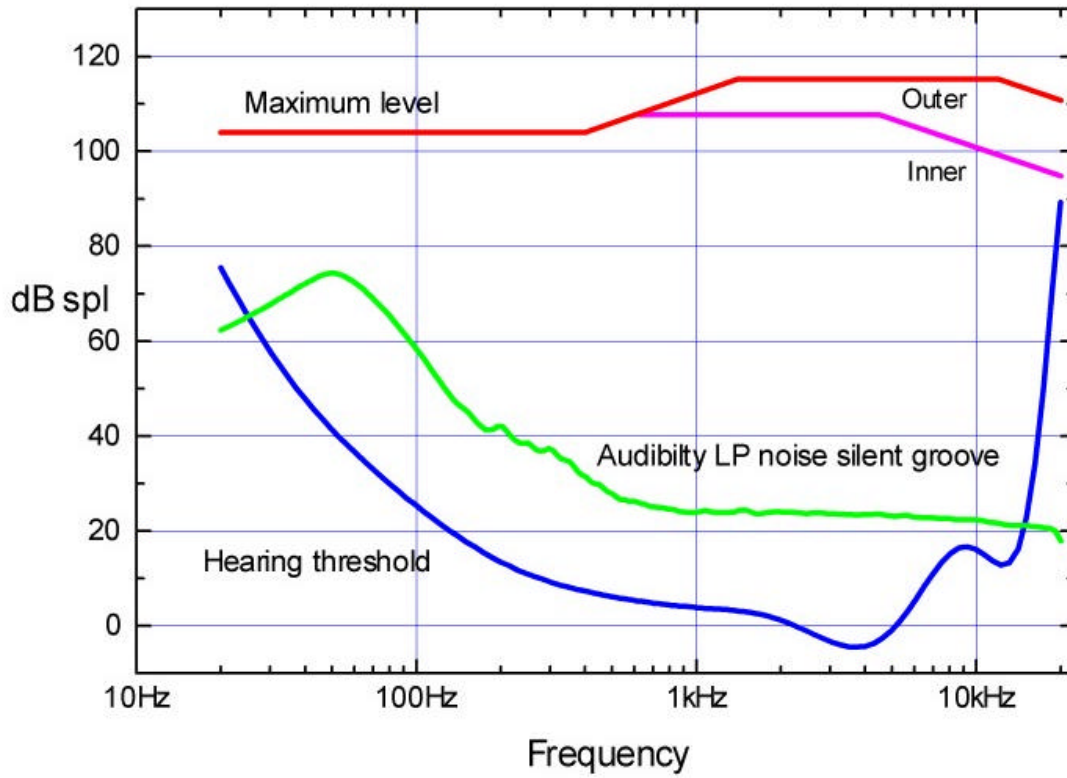


Figure 12. Dynamic range of LP.

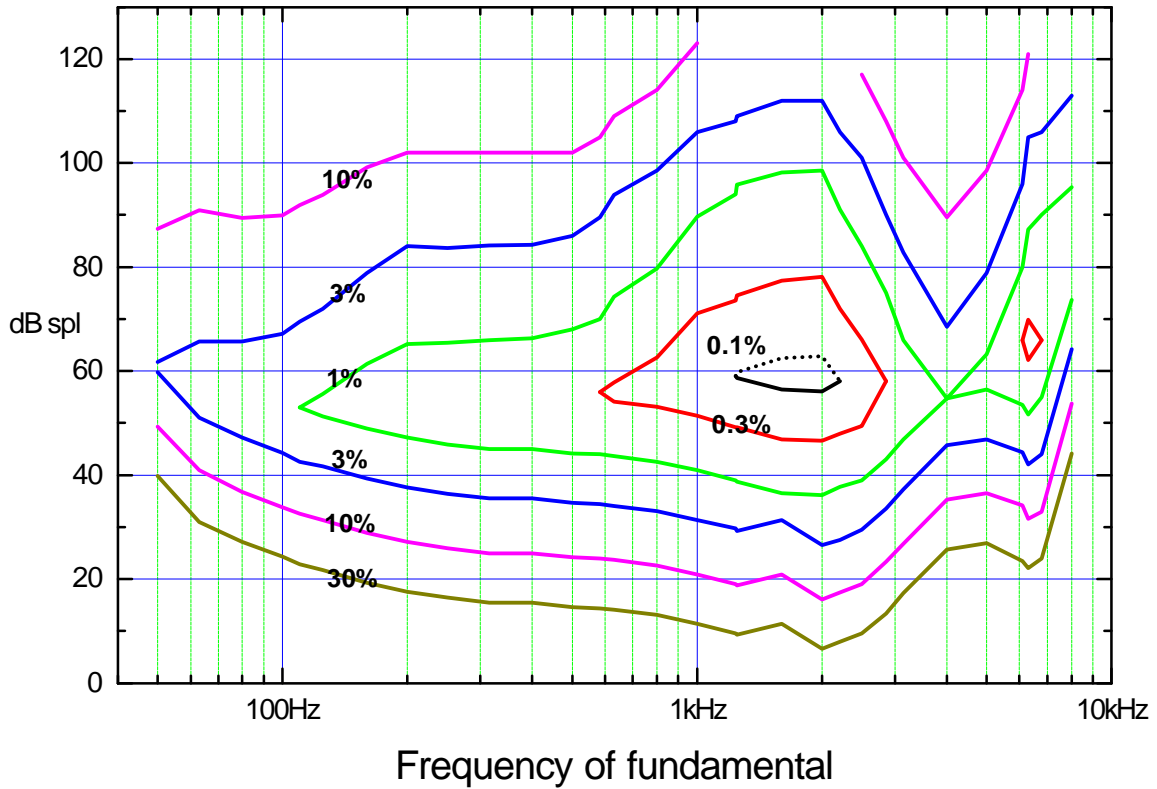


Figure 3. A contour map showing the existence regions for detecting the presence of an added second-harmonic tone. The spl is of the fundamental frequency. Inside a contour, 2nd-harmonic distortion of the marked percentage should be audible.

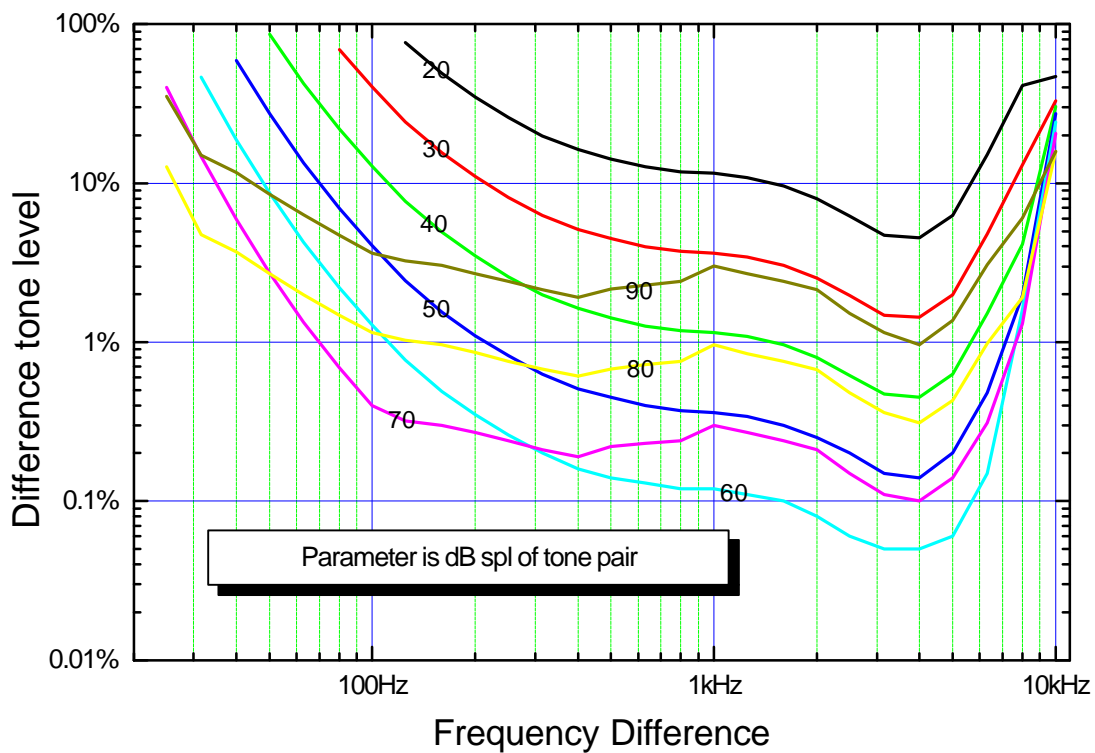


Figure 4. Illustrating predicted detectability of a difference-tone resulting from non-linear processing. See text. The parameter is spl of the combination.

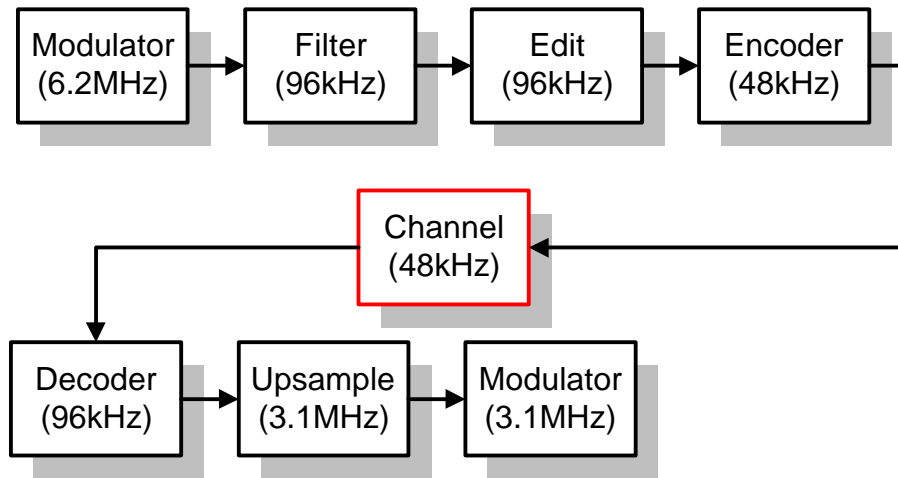


Figure 29. Block diagram showing example of a chain with non-uniform sampling rate.

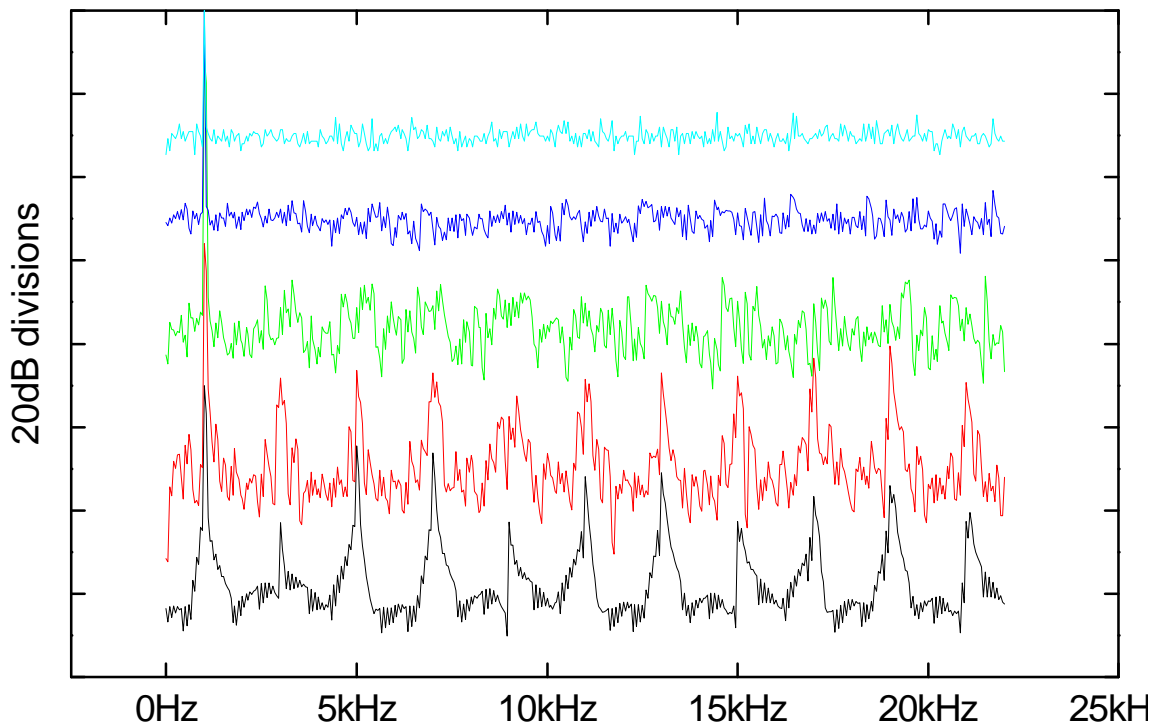


Figure 5. FFT analyses of an undithered 16-bit quantisation of a 1kHz tone at  $-20$ ,  $-40$ ,  $-60$ ,  $-80$  and at  $-90$ dBFS (top to bottom). Curves offset by 25dB.

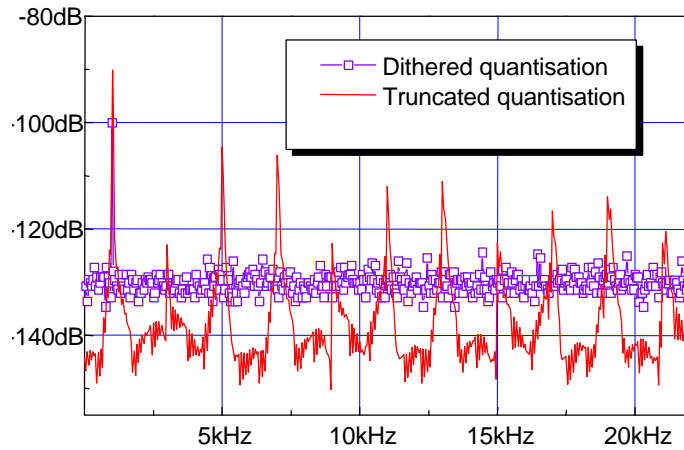


Figure 6. FFT measurements of the spectrum that results when a  $-90\text{dBFS}$   $1\text{kHz}$  tone is quantised to a 16-bit format, with and without correct (triangular probability distribution) dither.

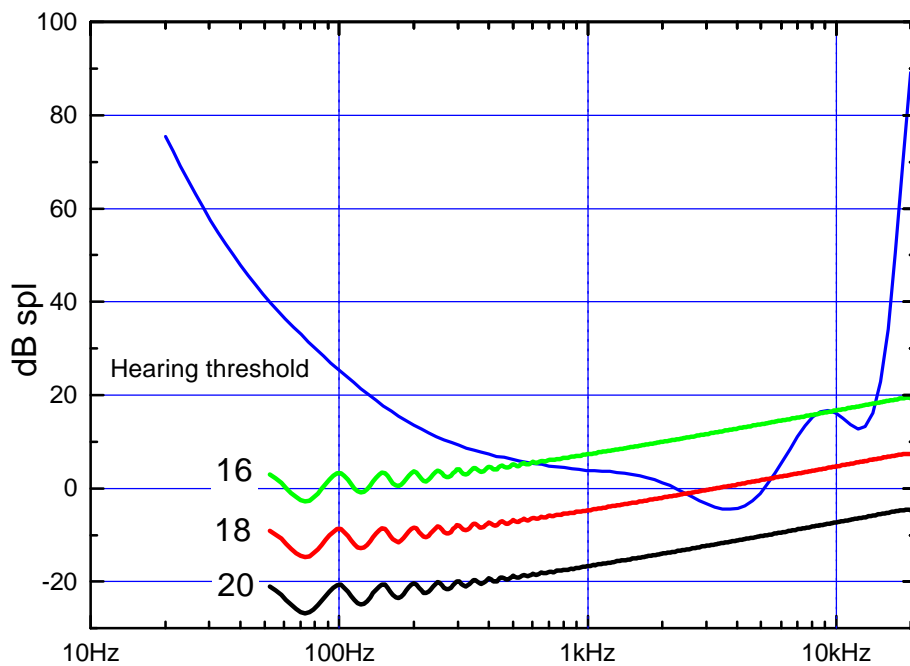


Figure 7. Audible significance of the noise created by a single white-spectrum TPDF-dithered quantisation in channels using 16, 18 and 20 bits. Audibility has been plotted against the average human hearing threshold assuming that a full-scale signal can attain  $120\text{dB spl}$  at the listening position.

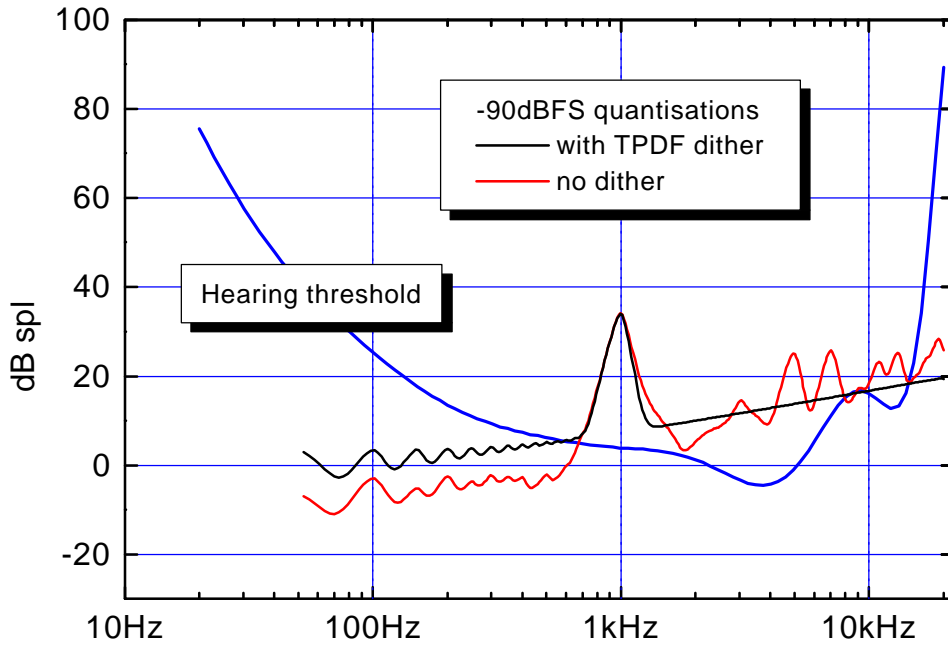


Figure 13. Audible significance of dithered and undithered 16-bit 44.1kHz sampling of a 1kHz – 90dBFS (i.e. 30dBspl) tone. (0dBFS  $\circ$  120dBspl.)

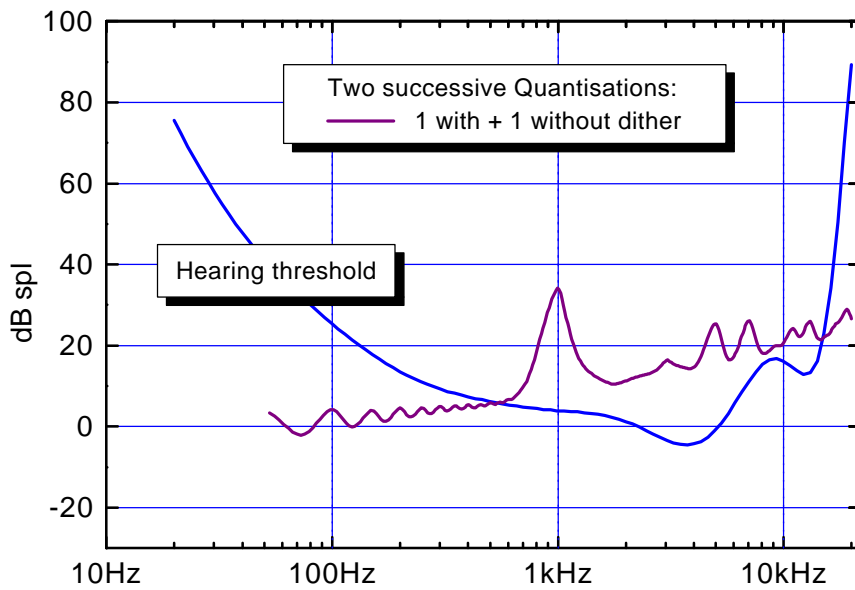


Figure 14. Audible significance of an undithered 16-bit 44.1kHz sampling of a 1kHz –90dBFS (i.e. 30dBspl) tone on a signal already correctly quantised to 16 bits.

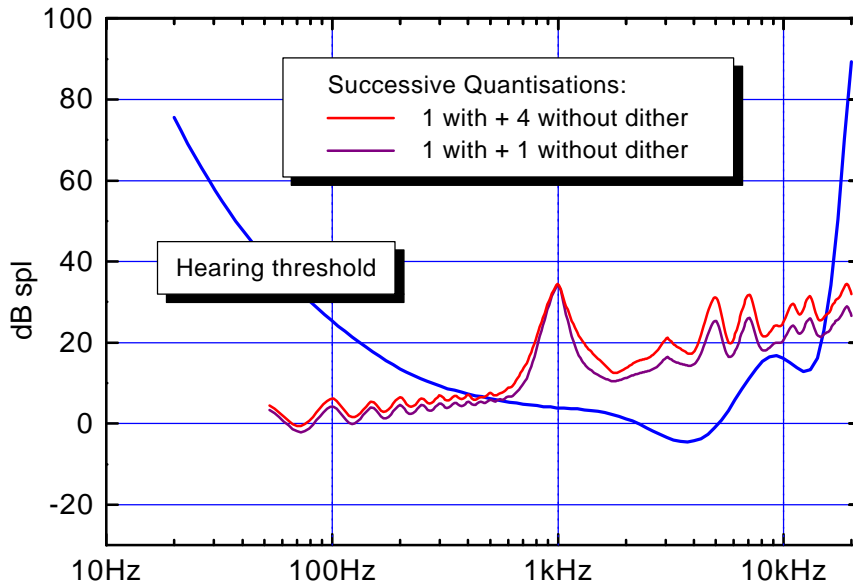


Figure 15. Audible significance of one (lower) and four (upper) successive undithered 16-bit 44.1kHz resamplings of a 1kHz -90dBFS (i.e. 30dBspl) tone on a signal already correctly quantised to 16 bits.

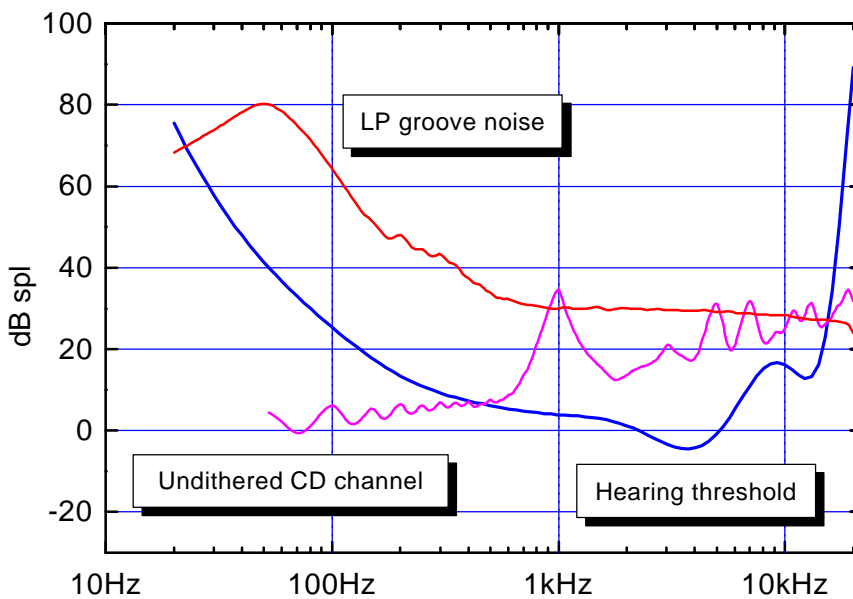


Figure 16. Audible significance of four (lower) successive undithered 16-bit 44.1kHz resamplings of a 1kHz -90dBFS (i.e. 30dBspl) tone on a signal already correctly quantised to 16 bits, contrasted with the audible significance of noise floor measured on a silent LP groove.

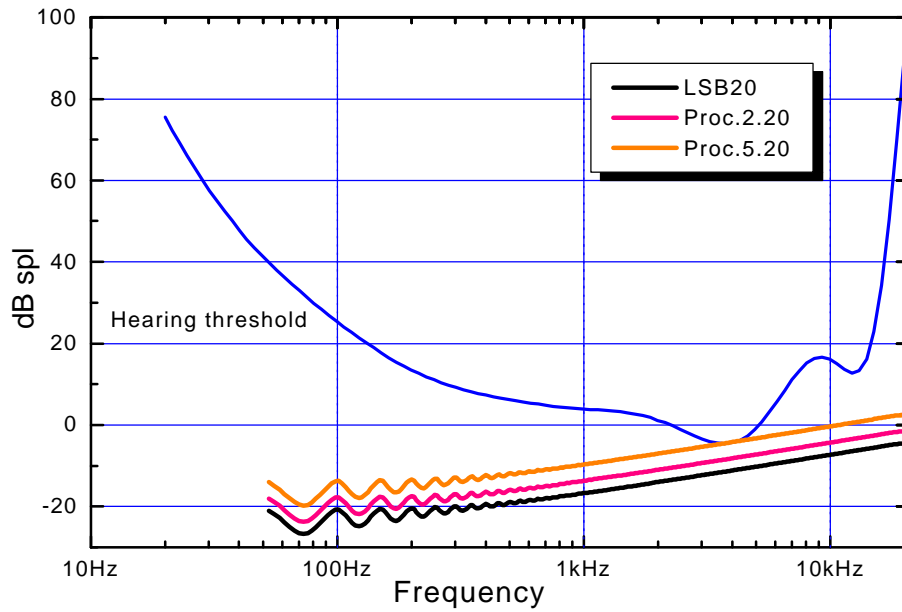


Figure 17. Audible significance of the noise created by 1, 2 and 5 successive TPDF-dithered quantisations in a 20-bit channel.

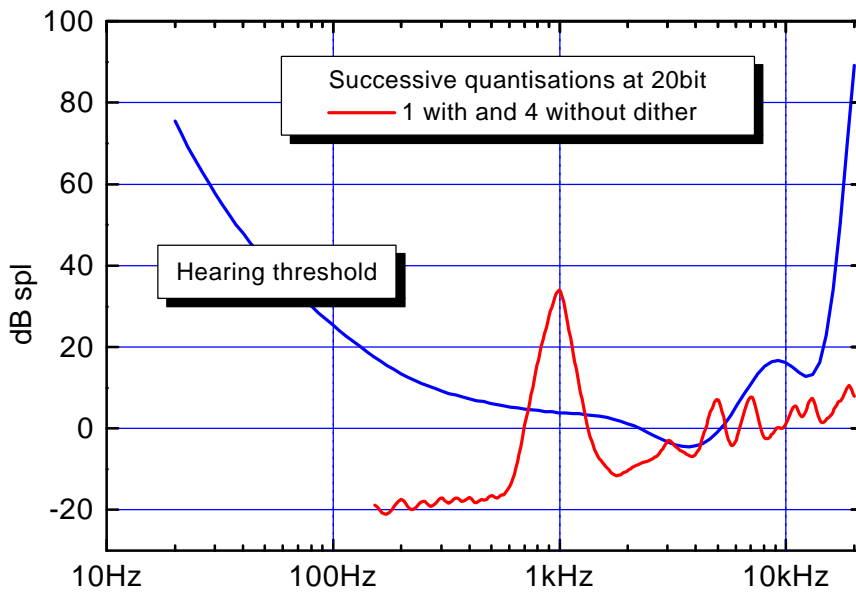


Figure 18. Audible significance of one (lower) and four (upper) successive undithered 20-bit 44.1kHz resamplings of a 1kHz  $-90\text{dBFS}$  (i.e.  $30\text{dB SPL}$ ) tone on a signal already correctly quantised to 20 bits.

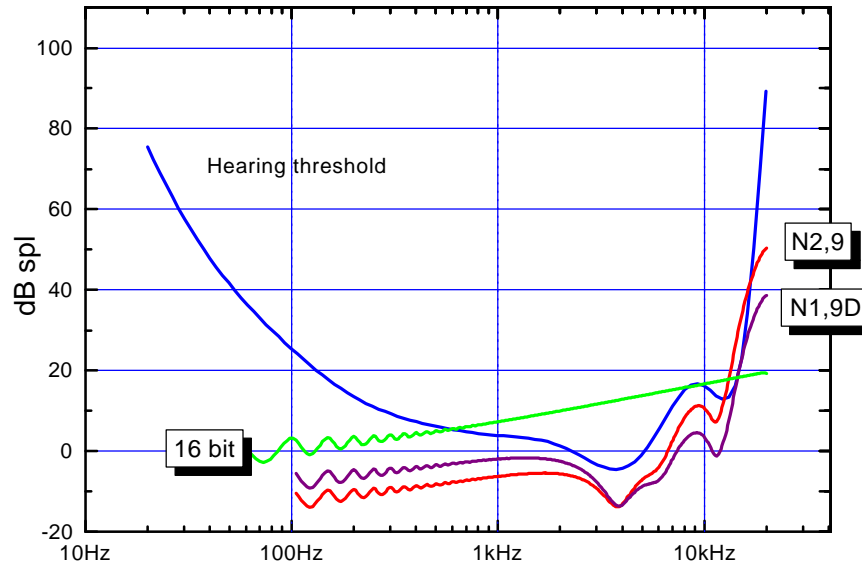


Figure 19. Audible significance of a simple 16-bit channel, with two examples from [24] of the audible significance of noise shaping in a 16-bit channel.

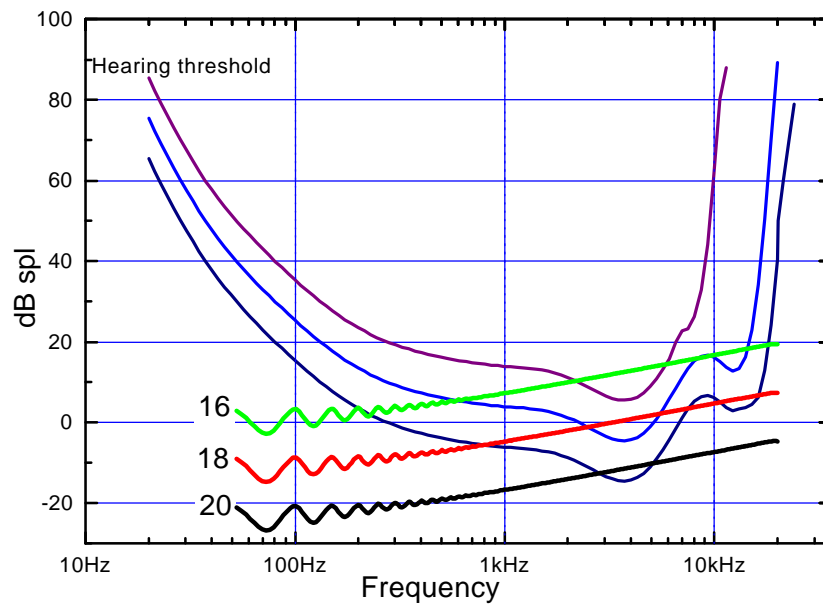


Figure 20. As figure 7, but showing how individual hearing thresholds can vary.

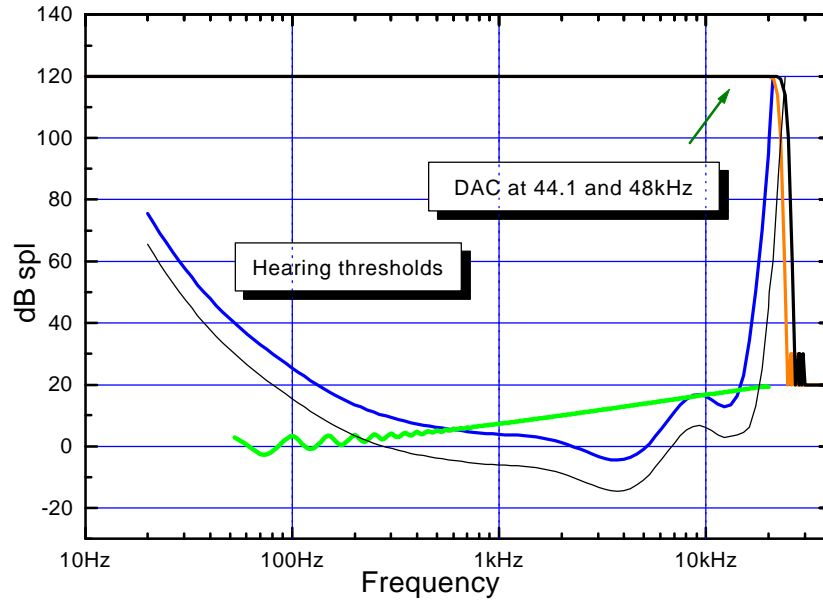


Figure 21. The useful region of CD. Frequency response at 44.1kHz is shown against the audible significance of the noise floor of a 16-bit channel. Average and acute hearing thresholds are also plotted.

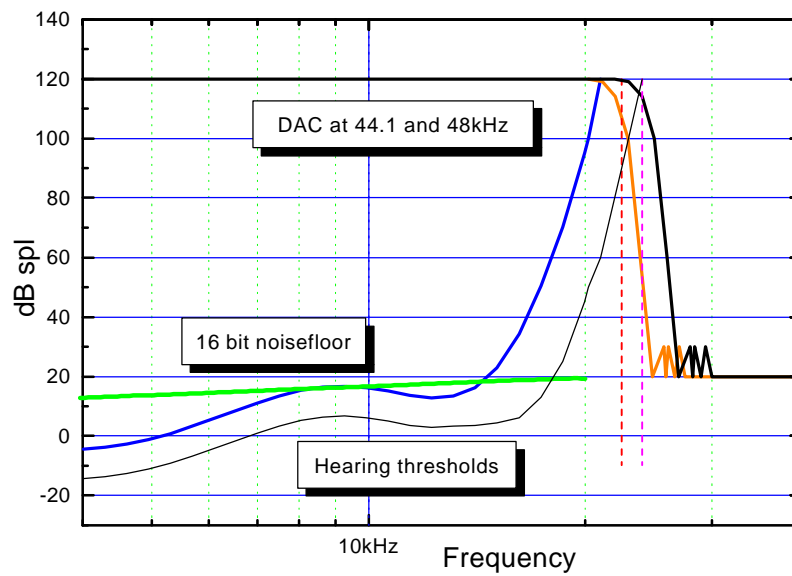


Figure 22. The high-frequency range of figure 21.

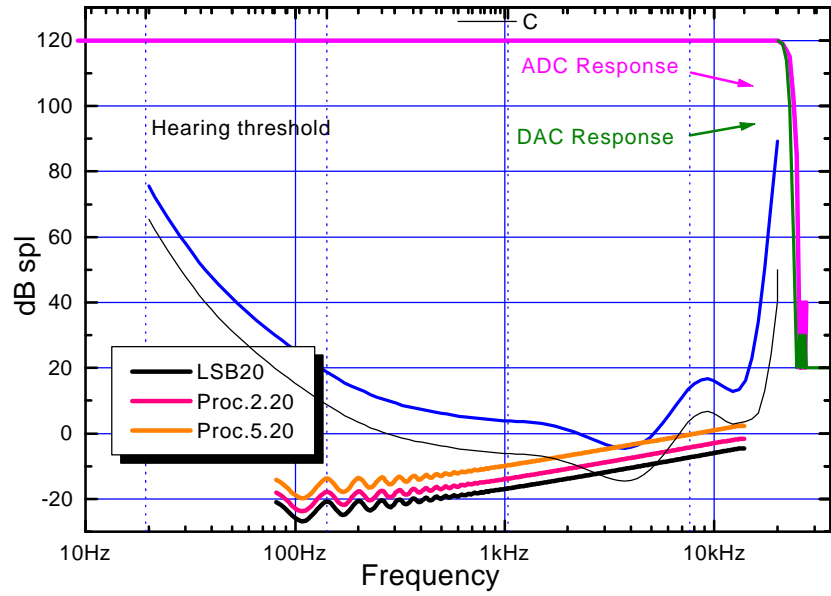


Figure 23. Useful operating region of a well-engineered 20-bit channel. The audible significance of noise created by 1, 2 and 5 successive quantisations is shown.

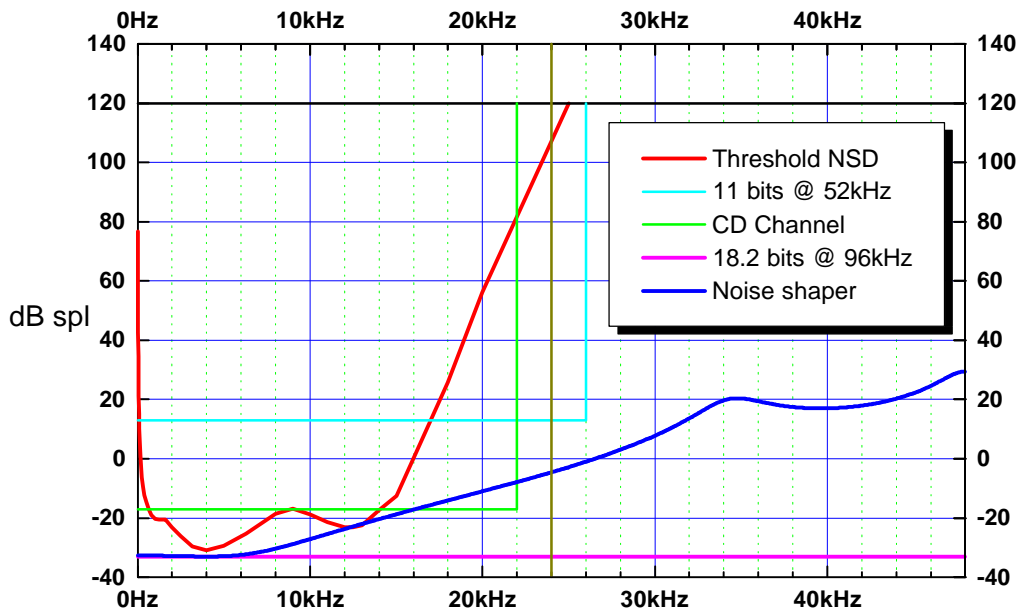


Figure 25. The 'Shannon space' for human hearing.

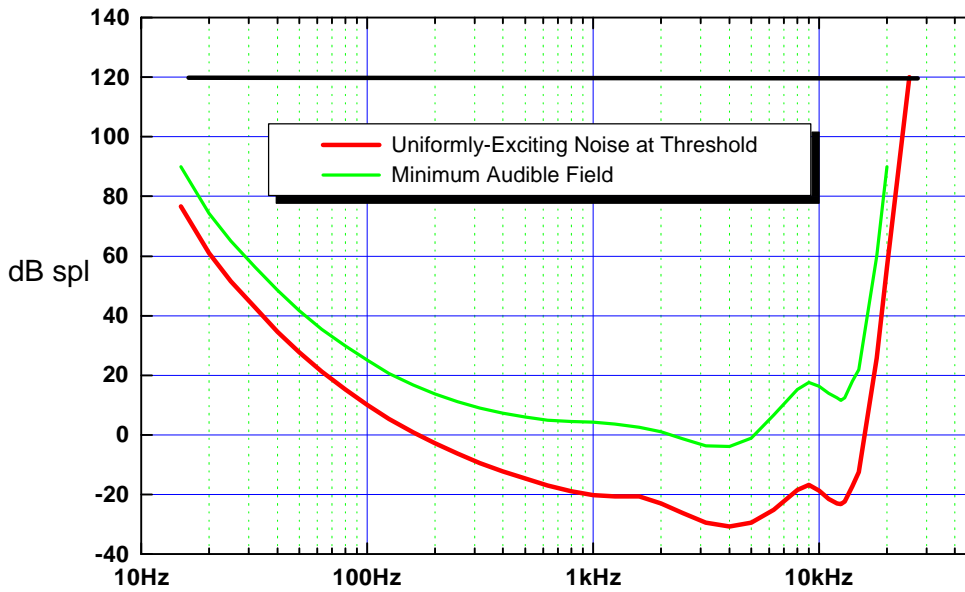


Figure 24. The derivation of uniformly exciting noise at threshold.

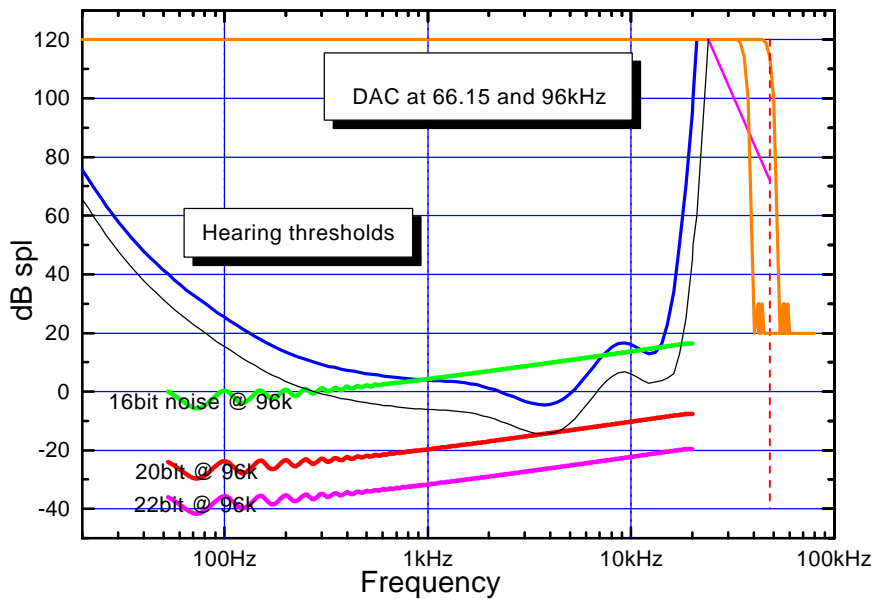


Figure 26. Useful operating regions of channels using 96kHz and 66.15kHz sampling. The figure shows that both rates allow for a near-audible HF region in which more gentle filtering could be used. The audible-significance channel-noise curves are given for 96kHz and for 16, 20 and 22-bit word lengths.

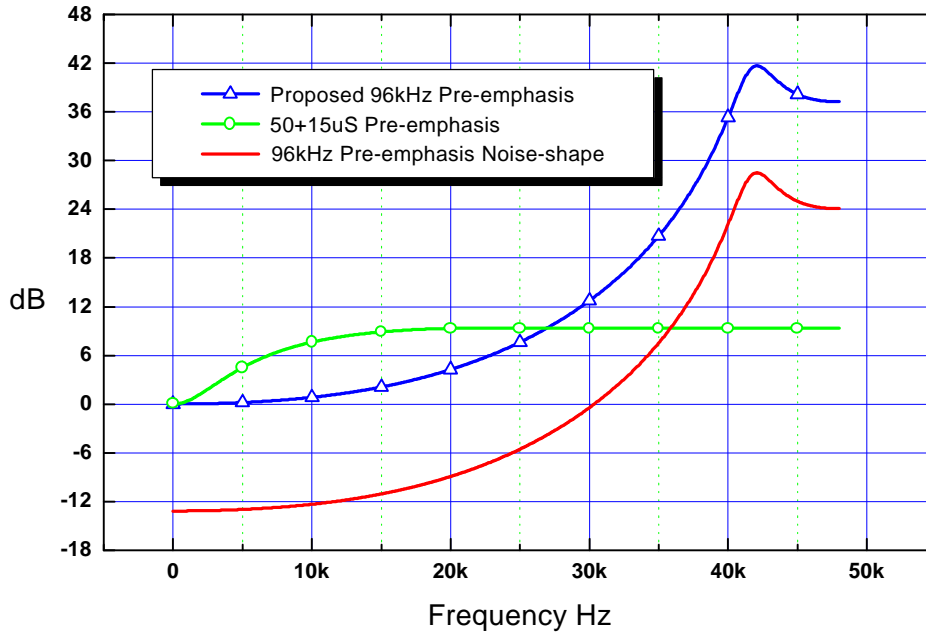


Figure 30. The proposed pre-emphasis compared to 50 $\mu$ S / 15 $\mu$ S, and the noise spectrum resulting from the pre-emphasis noise shaper.

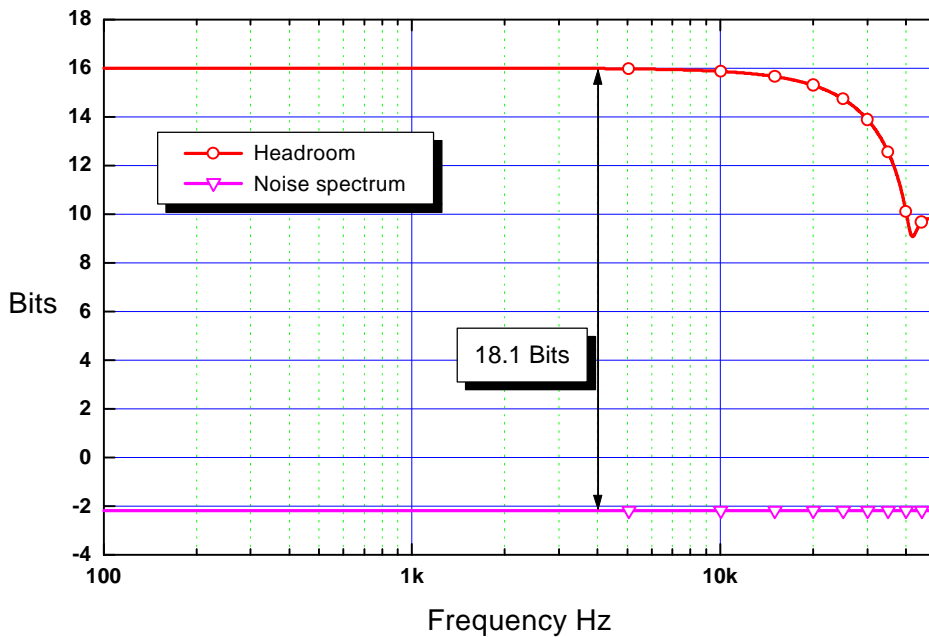


Figure 31. Output noise spectrum and headroom for a channel after application of the proposed pre- and de-emphasis. The graph expresses dynamic range in bits. This example illustrates a capacity of 18.1 bits at 4kHz for a 16-bit channel, i.e. a perceptual gain of 2.1 bits.

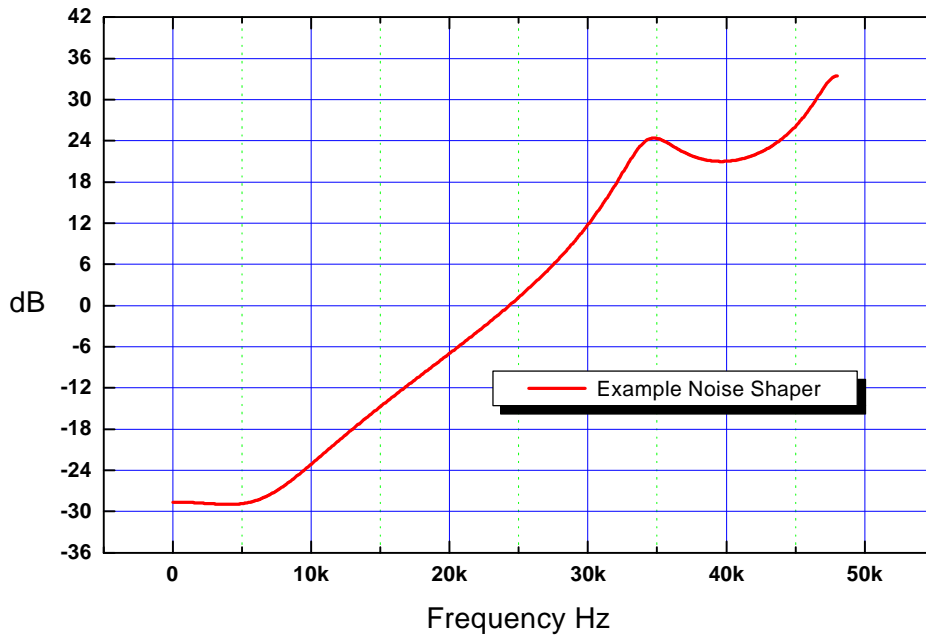


Figure 32. An example of a 6th-order noise shaper that can be combined with the proposed pre-emphasis scheme.

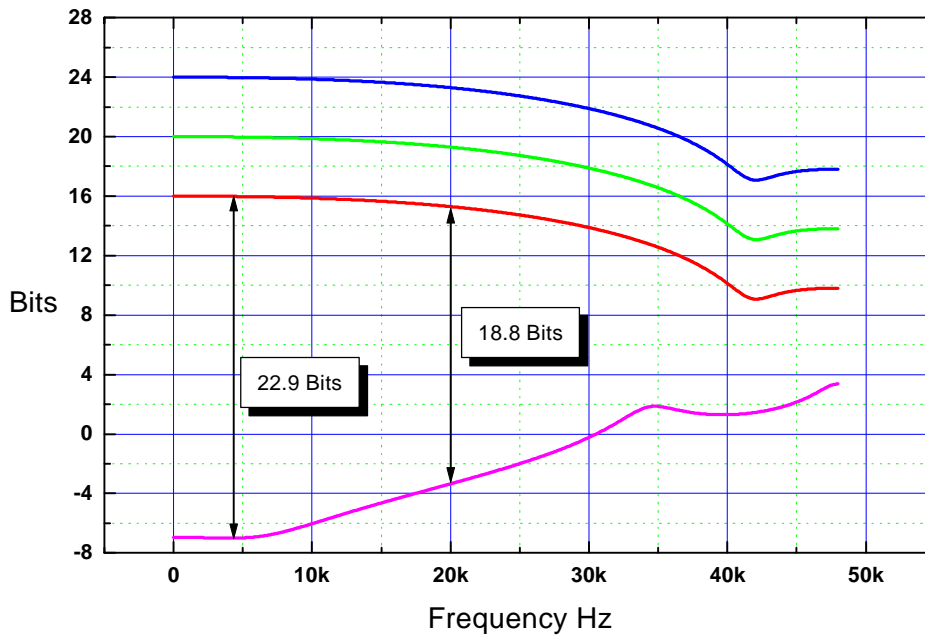


Figure 33. Output noise spectrum and headroom for a channel after the example 6th-order noise shaper has been combined with the proposed pre- and de-emphasis. The graph expresses the dynamic range in bits. The example illustrates a capacity of almost 23 bits at 4kHz for a 16-bit channel, i.e. a perceptual gain of 7 bits.

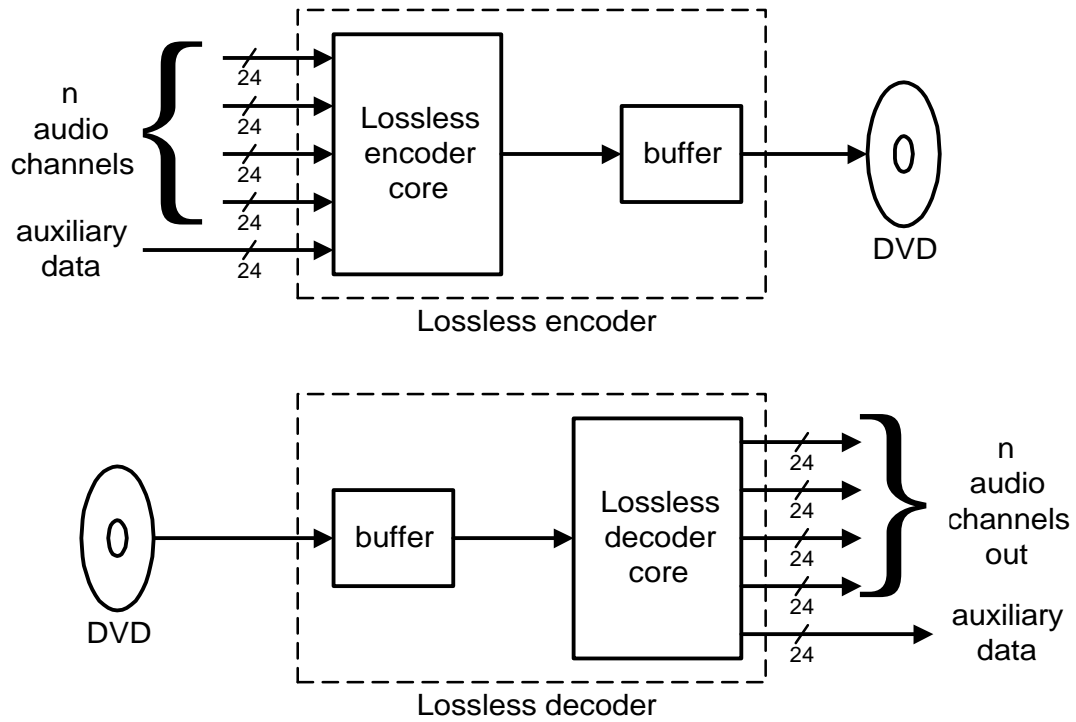


Figure 34. Lossless encoder and decoder for DVD, each consisting of the core algorithm followed (in the encoder) or preceded (in the decoder) by a smoothing buffer.

Method	48kHz	96kHz
<b>Pre-emphasis</b>	3dB (0.5-bit)	12dB (2-bit)
<b>Noise shaping</b>	16dB (2.7-bit)	30dB (5-bit)
<b>Pre-emphasis + Noise shaping</b>	21dB (3.5-bit)	42dB (7-bit)

Table 1. Coding benefits of pre-emphasis, noise shaping and a combination using both schemes described.

Sampling kHz	Data-rate reduction: bits/sample/channel	
	Peak	Average
<b>48</b>	4	5 – 11
<b>96</b>	8	9 – 11

Table 2 Reduction in data rates when the proposed lossless compression scheme is used. The savings

Coding Examples for 2 channels									
#	fs kHz	Precision Bits	Noise- shape	Pre- emphasis	Lossless	Rate Mb/s	Efficiency	Channels @6.144	Jitter
1	58	14	Y	N	N	1.62	100%	7	Medium
2	48	21	N	N	N	2.02	81%	6	Medium
3	48	18	Y	Y	N	1.73	94%	7	Medium
4	48	20	N	N	Y	1.54	106%	8	Low
5	96	20	N	N	N	3.84	42%	3	Medium
6	96	16	Y	N	N	3.07	53%	4	Medium
7	96	14	Y	Y	N	2.69	60%	4	Medium
8	96	18	N	Y	N	3.46	47%	3	Medium
9	96	24	N	N	N	4.61	35%	2	Medium
10	96	20	N	N	Y	2.30	70%	5	Low
11	96	20	N	N	Band	1.84	88%	6	Low
12	96	18	N	Y	Y	1.92	85%	6	Low
13	96	24	Y	N	Adapt	2.21	74%	5	Low
14	96	18	N	Y	Y	1.92	85%	6	Low
15	3072	1	N	N	N	6.14	26%	2	High
16	384	8	N	N	N	6.14	26%	2	High

Table 3. Data-rates, relative efficiencies and jitter susceptibility of a number of coding options. The table also shows the number of whole channels that can be fitted into a 6.144Mb/s stream.